


INFORMATION ONLY



NOTE: Hearth Tiles CUT AND INSTALLED by others

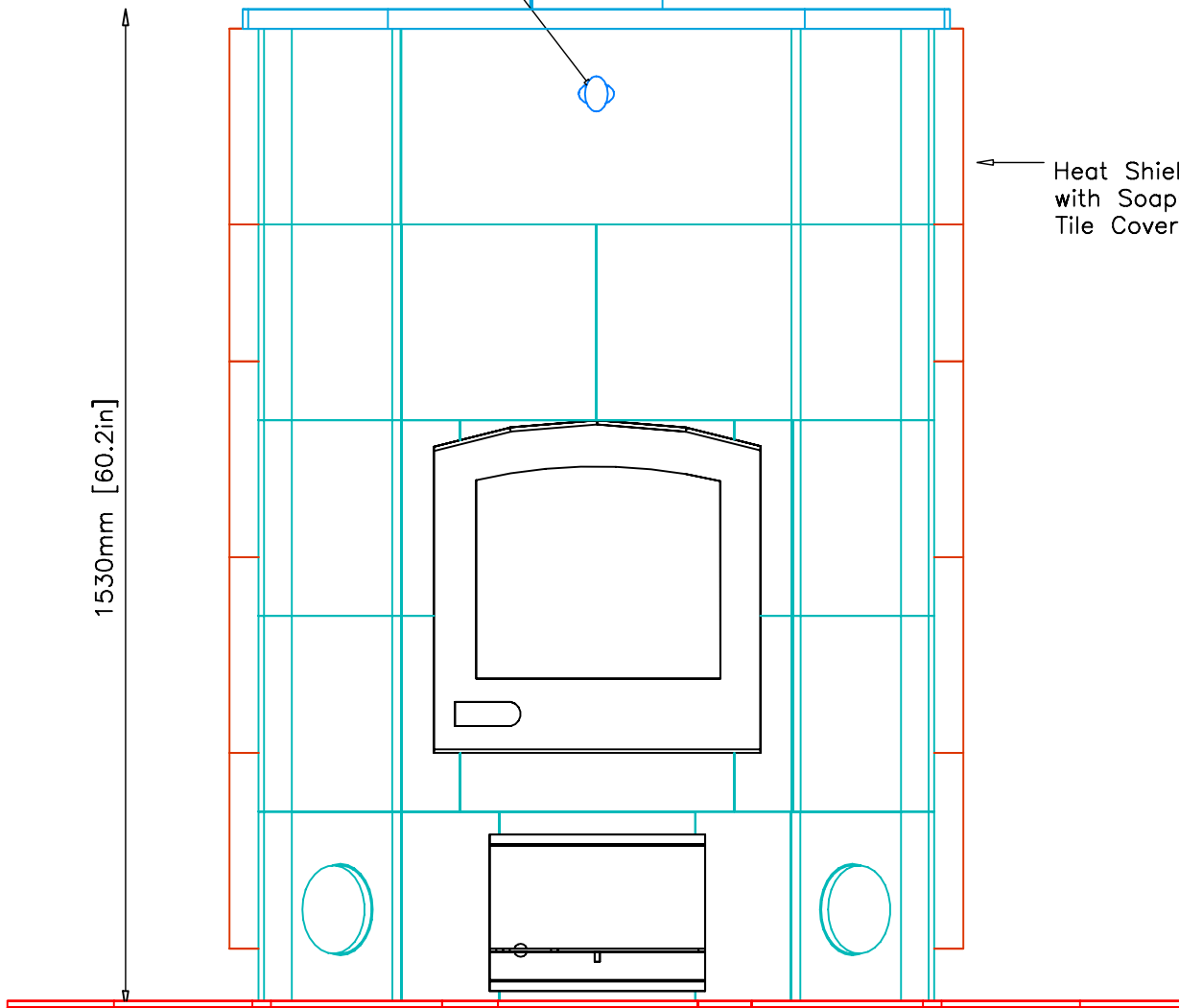
INFORMATION ONLY

← 6" I.D./8" O.D. Double Wall
Stainless Steel Flue Pipe
by others.
MINIMUM 2" clearance
to combustibles.

Damper Control

← Heat Shield
with Soapstone
Tile Cover

1530mm [60.2in]



6" I.D./8" O.D. Double Wall
Stainless Steel Flue Pipe
by others.
MINIMUM 2" clearance
to combustibles. →

Damper Control

1530mm [60.2in]

Combustible Wall

75mm [3.0in] Heat Shield
by Fireplace Editions

90mm [3.5in] Air Intake
*MUST be kept open

INFORMATION ONLY



FIREPLACE EDITIONS
1035 Mt. Carmel Church Road
Chapel Hill, NC 27514
(919)968-8101 Fax (919)969-8353

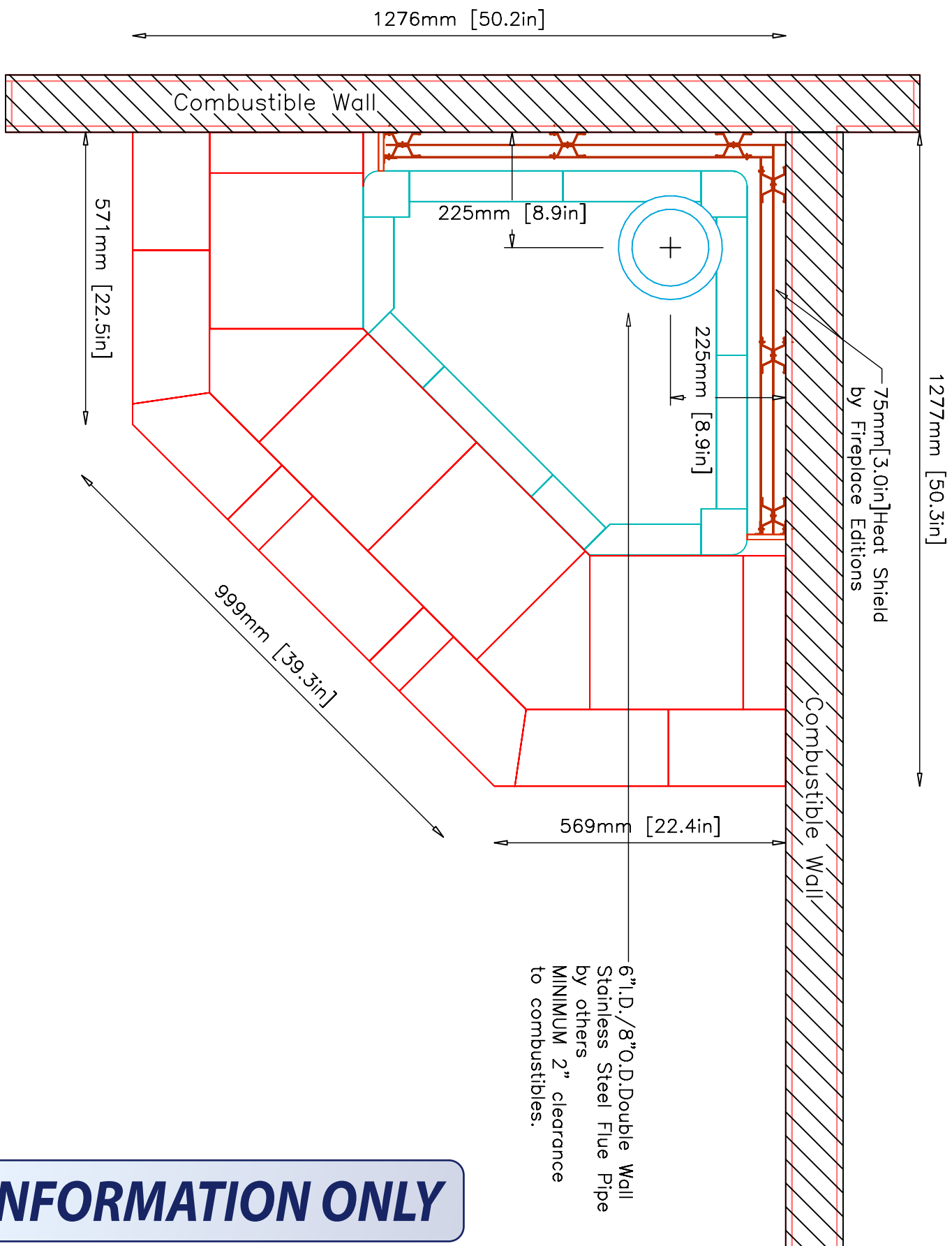
PROJECT CAGLE
MODEL KTU1410

CONTRACT
DRAWN BY D.P. BYRAM

VIEW SIDE
DATE 1/07/03

PAGE 3

NOTE: Hearth Tiles CUT AND INSTALLED by others



6".D./8".O.D. Double Wall
Stainless Steel Flue Pipe
by others
MINIMUM 2" clearance
to combustibles.

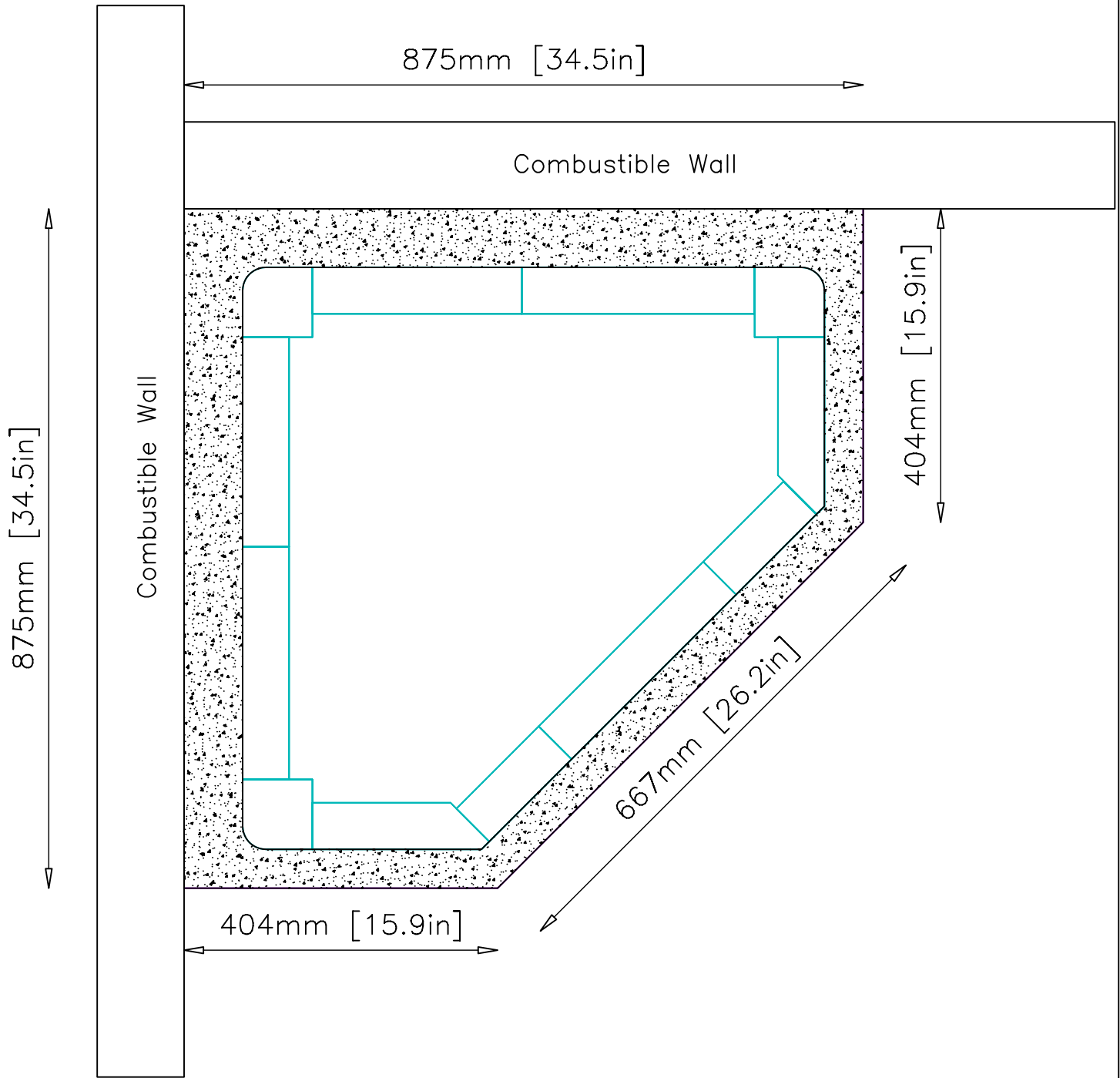
INFORMATION ONLY

	FIREPLACE EDITIONS 1035 Mt. Carmel Church Road Chapel Hill, NC 27514 (919)968-8101 Fax (919)969-8353	PROJECT	CAGLE	CONTRACT	VIEW	PAGE
		MODEL	KTU1410	DRAWN BY	D.P.BYRAM	DATE

INFORMATION ONLY

CAPPING SLAB

Minimum Dimensions--2" from Base of Unit



NOTE:

TOP OF CAPPING SLAB TO BE LEVEL AND FLUSH WITH SUB-FLOOR

- Tolerances: +/- 1/8" No additional cost to adjust slab
- +/- 1/4" \$150.00-\$200.00 additional cost to adjust slab
- +/- 1/2" \$500.00 additional cost to adjust slab

UNIT WEIGHT: 3500lbs.

Contractor is responsible for engineering capping slab to support weight of fireplace.