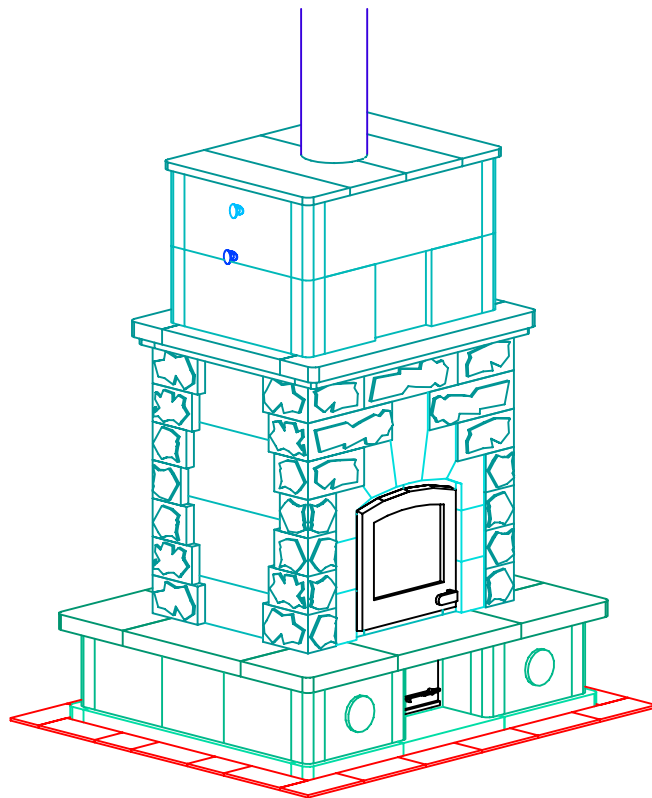
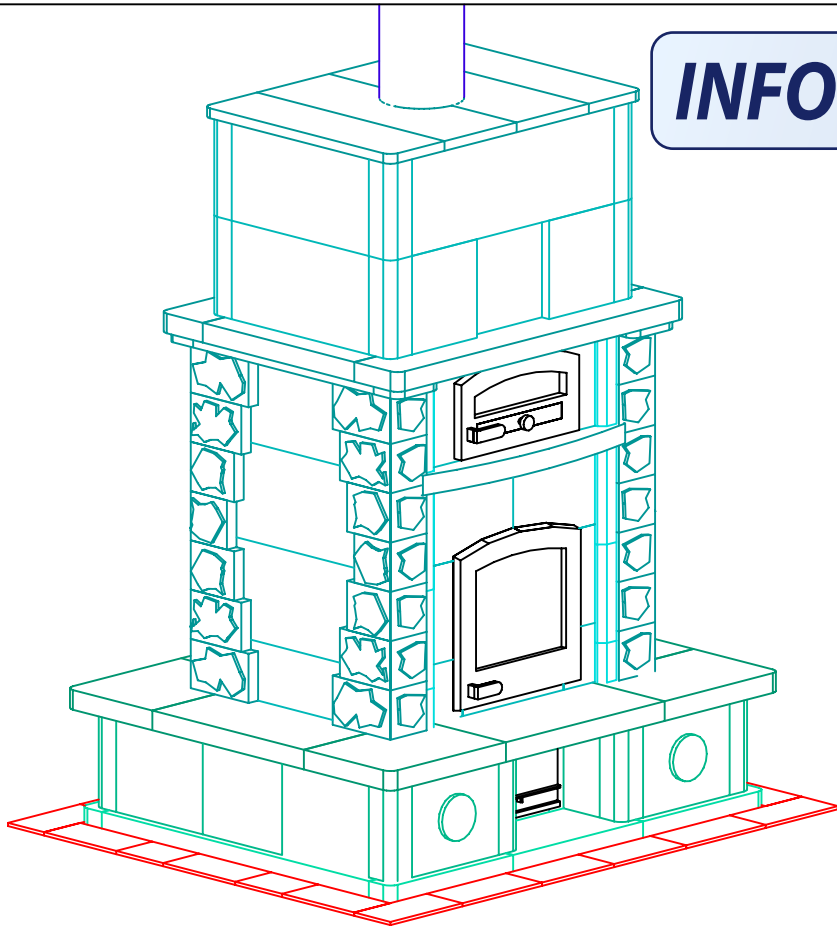


# INFORMATION ONLY



NOTE: Hearth Tiles CUT AND INSTALLED by others



MID-ATLANTIC MASONRY HEAT  
 1229 Harris Street Suite 1  
 Charlottesville, VA 22903  
 (434)979-9709 Fax 434-979-6416

PROJECT MARTIN  
 MODEL TTU2700

CONTRACT 5611  
 DRAWN BY D.P.BYRAM

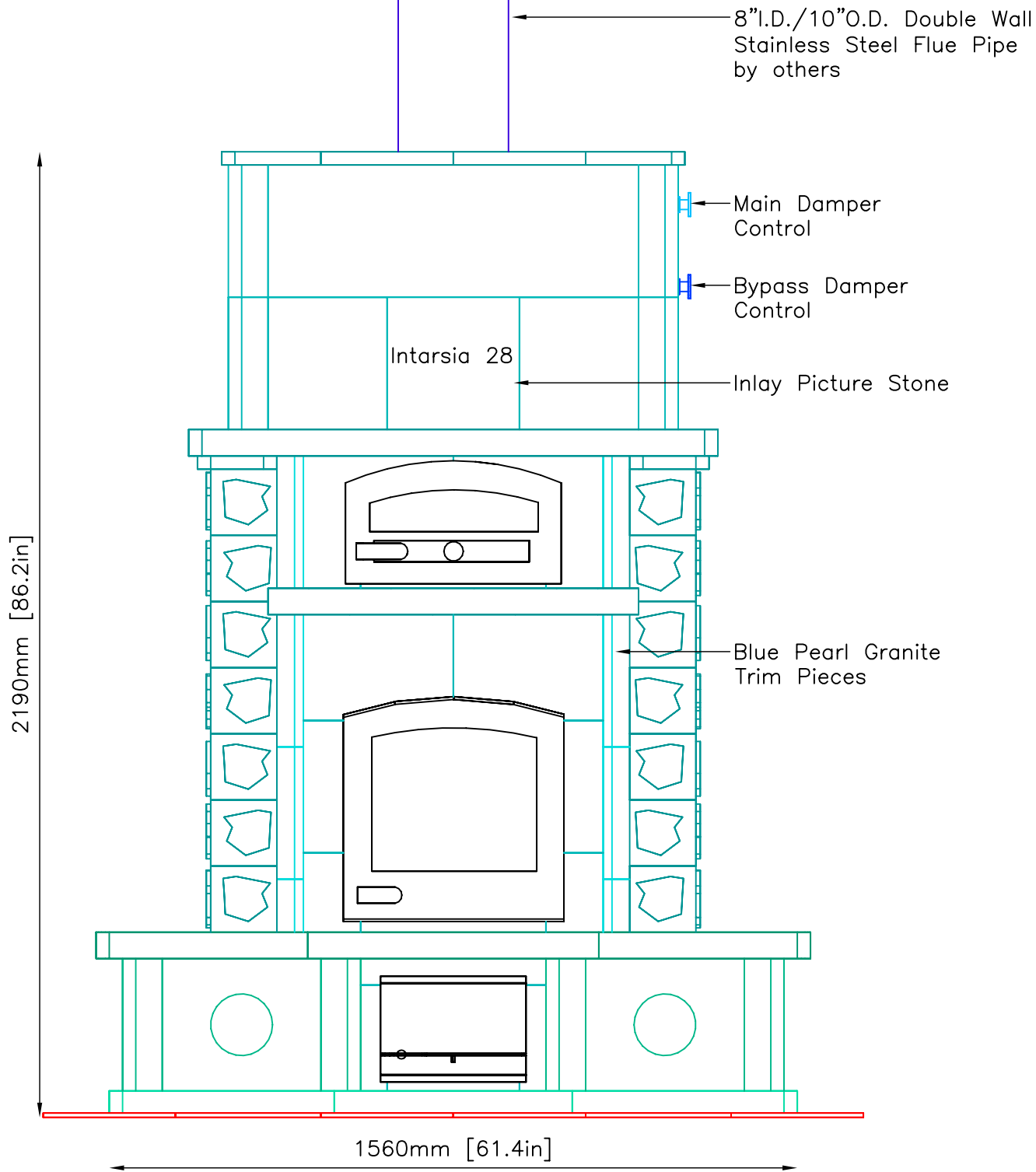
VIEW PERSPECTIVE  
 DATE 1/07/04

PAGE 1

# Bakeoven View

Bench, Mantel and Crown—30mm Radius Corners

**INFORMATION ONLY**



NOTE: Hearth Tiles CUT AND INSTALLED by others



MID-ATLANTIC MASONRY HEAT  
1229 Harris Street Suite 1  
Charlottesville, VA 22903  
(434)979-9709 Fax 434-979-6416

PROJECT MARTIN  
MODEL TTU2700

CONTRACT 5611  
DRAWN BY D.P.BYRAM

VIEW Bakeoven  
DATE 1/07/04

PAGE

2

# Fireplace View

Bench, Mantel and Crown—30mm Radius Corners

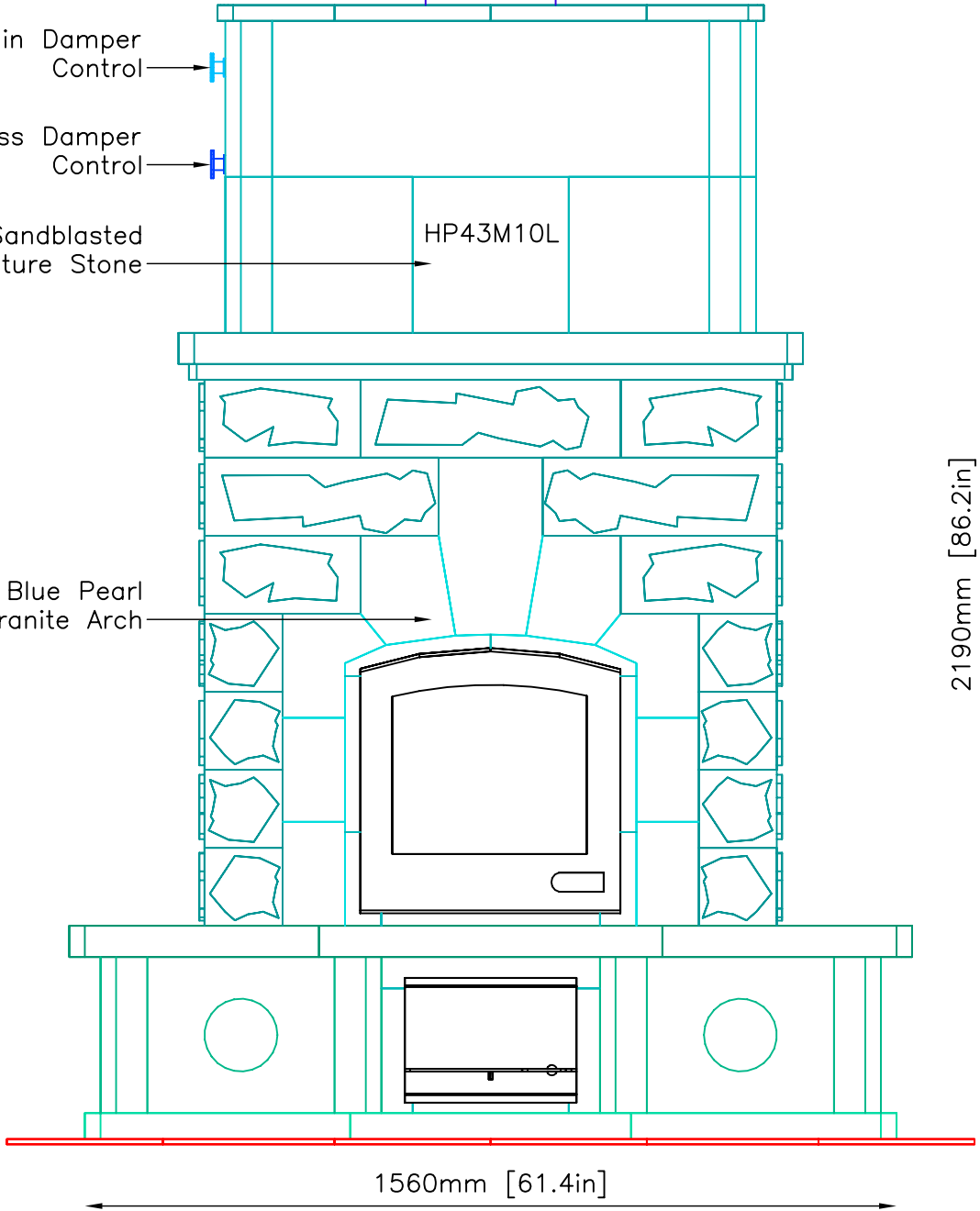
**INFORMATION ONLY**

8" I.D./10" O.D. Double Wall  
Stainless Steel Flue Pipe  
by others

Main Damper Control  
Bypass Damper Control

Sandblasted Picture Stone  
HP43M10L

Blue Pearl Granite Arch



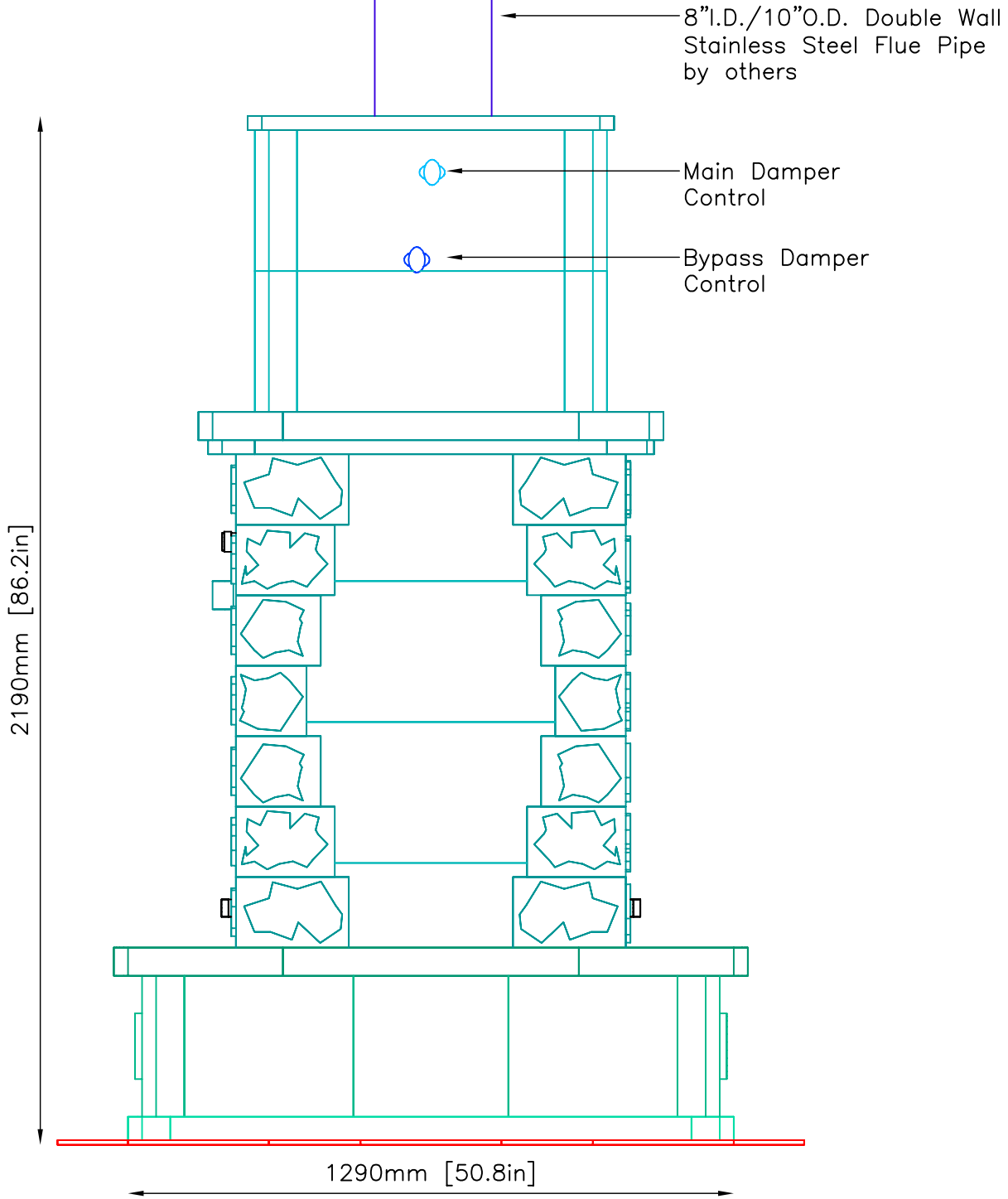
NOTE: Hearth Tiles CUT AND INSTALLED by others

	MID-ATLANTIC MASONRY HEAT 1229 Harris Street Suite 1 Charlottesville, VA 22903 (434)979-9709 Fax 434-979-6416	PROJECT	MARTIN	CONTRACT	5611	VIEW	Fireplace	PAGE 3
		MODEL	TTU2700	DRAWN BY	D.P.BYRAM	DATE	1/07/04	

SIDE VIEW

Bench, Mantel and Crown—30mm Radius Corners

**INFORMATION ONLY**



NOTE: Hearth Tiles CUT AND INSTALLED by others



MID-ATLANTIC MASONRY HEAT  
 1229 Harris Street Suite 1  
 Charlottesville, VA 22903  
 (434)979-9709 Fax 434-979-6416

PROJECT MARTIN  
 MODEL TTU2700

CONTRACT 5611  
 DRAWN BY D.P.BYRAM

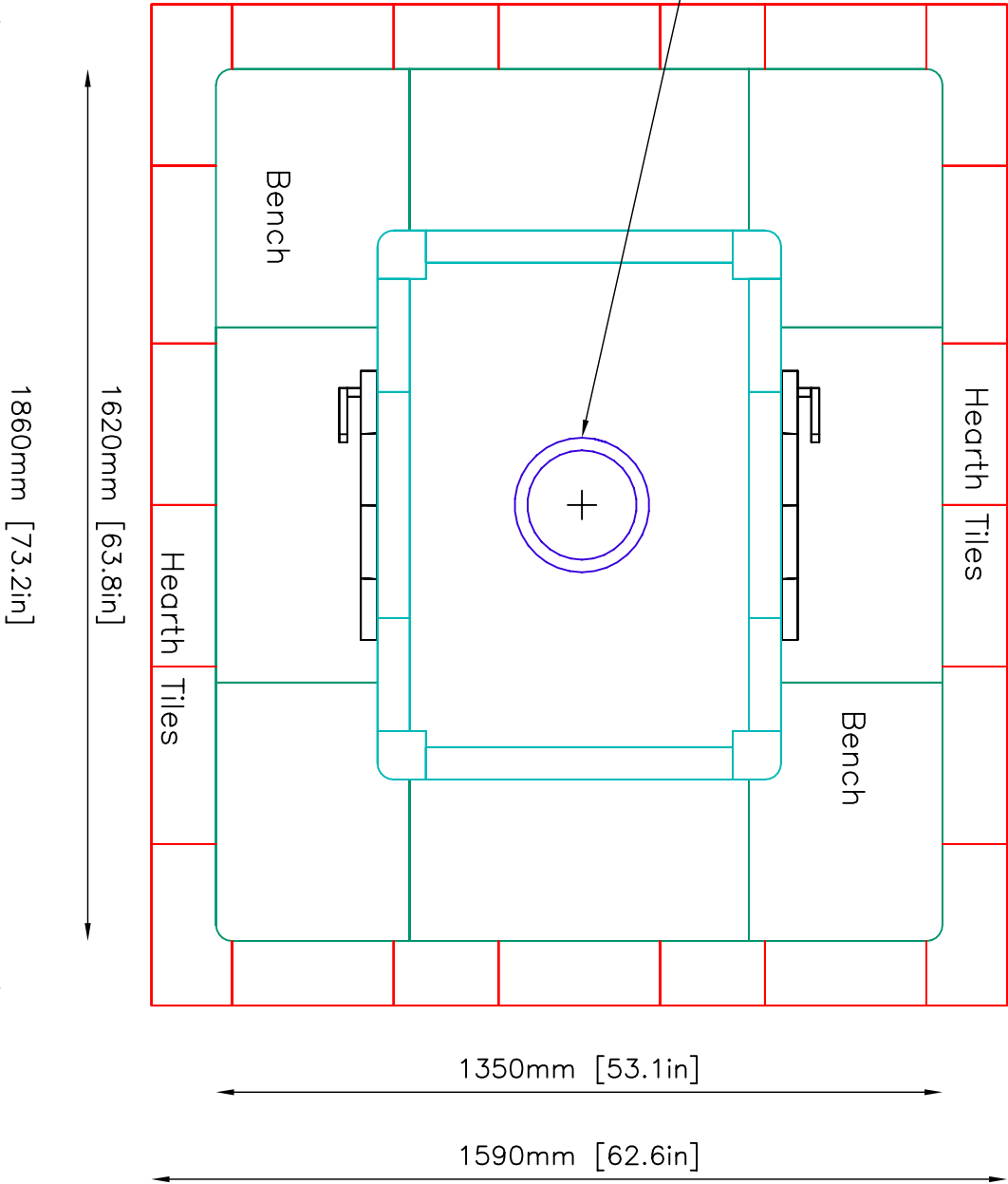
VIEW SIDE  
 DATE 1/07/04

PAGE 4

PLAN VIEW  
 Bench, Mantel and Crown—30mm Radius Corners

**INFORMATION ONLY**

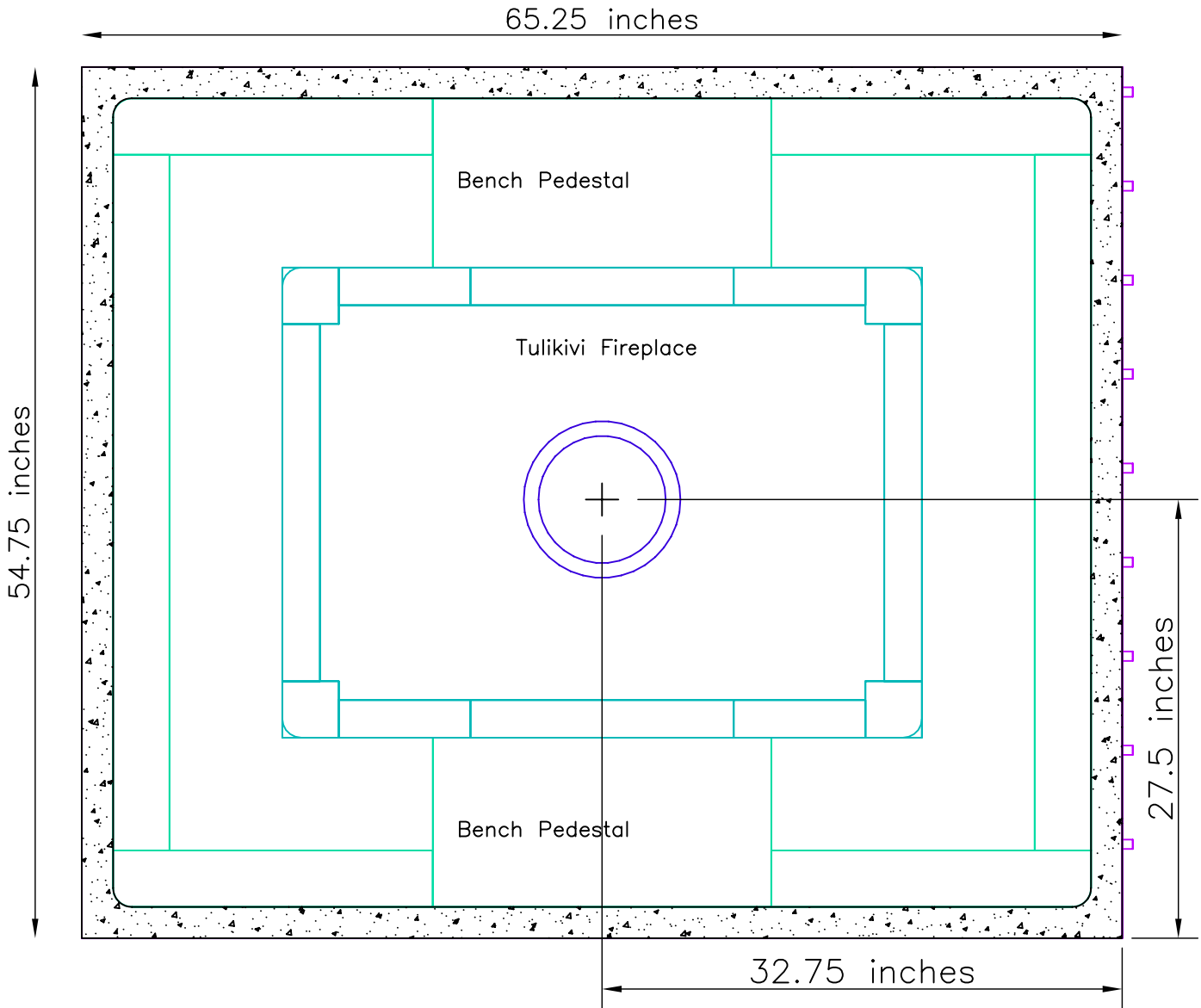
8" I.D./10" O.D. Double  
 Wall Stainless Steel  
 Flue Pipe by others  
 See page 6 for  
 Flue Location



NOTE: Hearth Tiles CUT AND INSTALLED by others

# FOUNDATION SLAB

Minimum 4" Thick Poured Concrete With Rebar 6"O.C.  
 Minimum Dimensions--2" from Base of Unit



Flue Location:  
 $32\frac{3}{4}$ " x  $27\frac{1}{2}$ " From Lower Right Corner  
 of Foundation Slab to CENTER of Flue Pipe.

## INFORMATION ONLY

**NOTE:**

TOP OF FOUNDATION SLAB TO BE LEVEL AND FLUSH WITH SUB-FLOOR

Tolerances: +/- 1/8" No additional cost to level slab

+/- 1/4" \$150.00-\$200.00 additional cost to level slab

+/- 1/2" \$500.00 additional cost to level slab

UNIT WEIGHT: 10,000lbs.

Owner/Contractor is responsible for engineering Foundation Slab to support weight of fireplace.



MID-ATLANTIC MASONRY HEAT  
 1229 Harris Street Suite 1  
 Charlottesville, VA 22903  
 (434)979-9709 Fax 434-979-6416

PROJECT MARTIN  
 MODEL TTU2700

CONTRACT 5611  
 DRAWN BY D.P.BYRAM

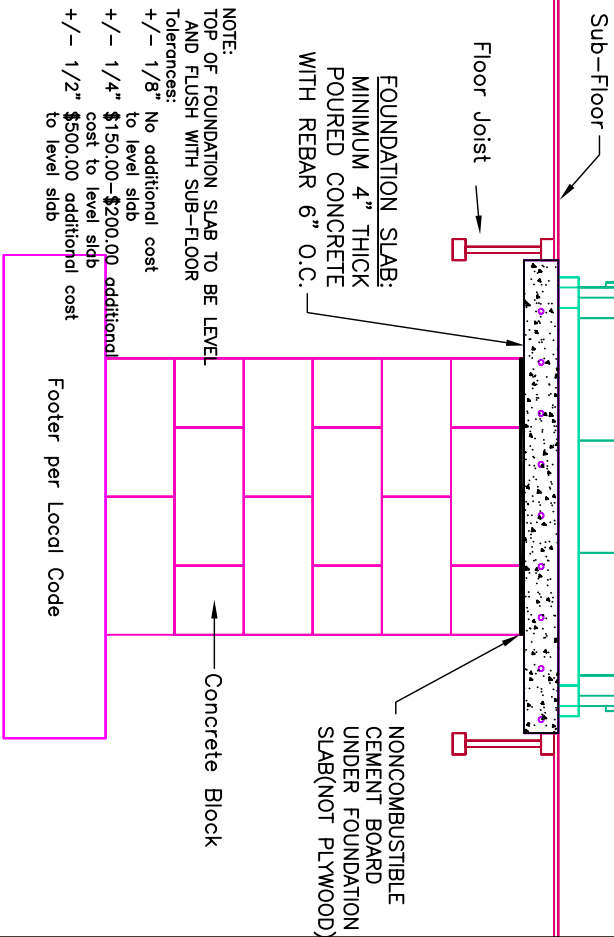
VIEW SUPPORT  
 DATE 1/07/04

PAGE

6

FOUNDATION SLAB:  
 \* MINIMUM 4" THICK  
 WITH REBAR 6" O.C.  
 \* NONCOMBUSTIBLE  
 CEMENT BOARD  
 under foundation slab  
 (NOT PLYWOOD)

**INFORMATION ONLY**



NOTE:  
 TOP OF FOUNDATION SLAB TO BE LEVEL  
 AND FLUSH WITH SUB-FLOOR  
 Tolerances:  
 +/- 1/8" No additional cost  
 +/- 1/4" \$150.00 additional  
 cost to level slab  
 +/- 1/2" \$500.00 additional  
 cost to level slab

FOUNDATION SLAB:  
 MINIMUM 4" THICK  
 POURED CONCRETE  
 WITH REBAR 6" O.C.

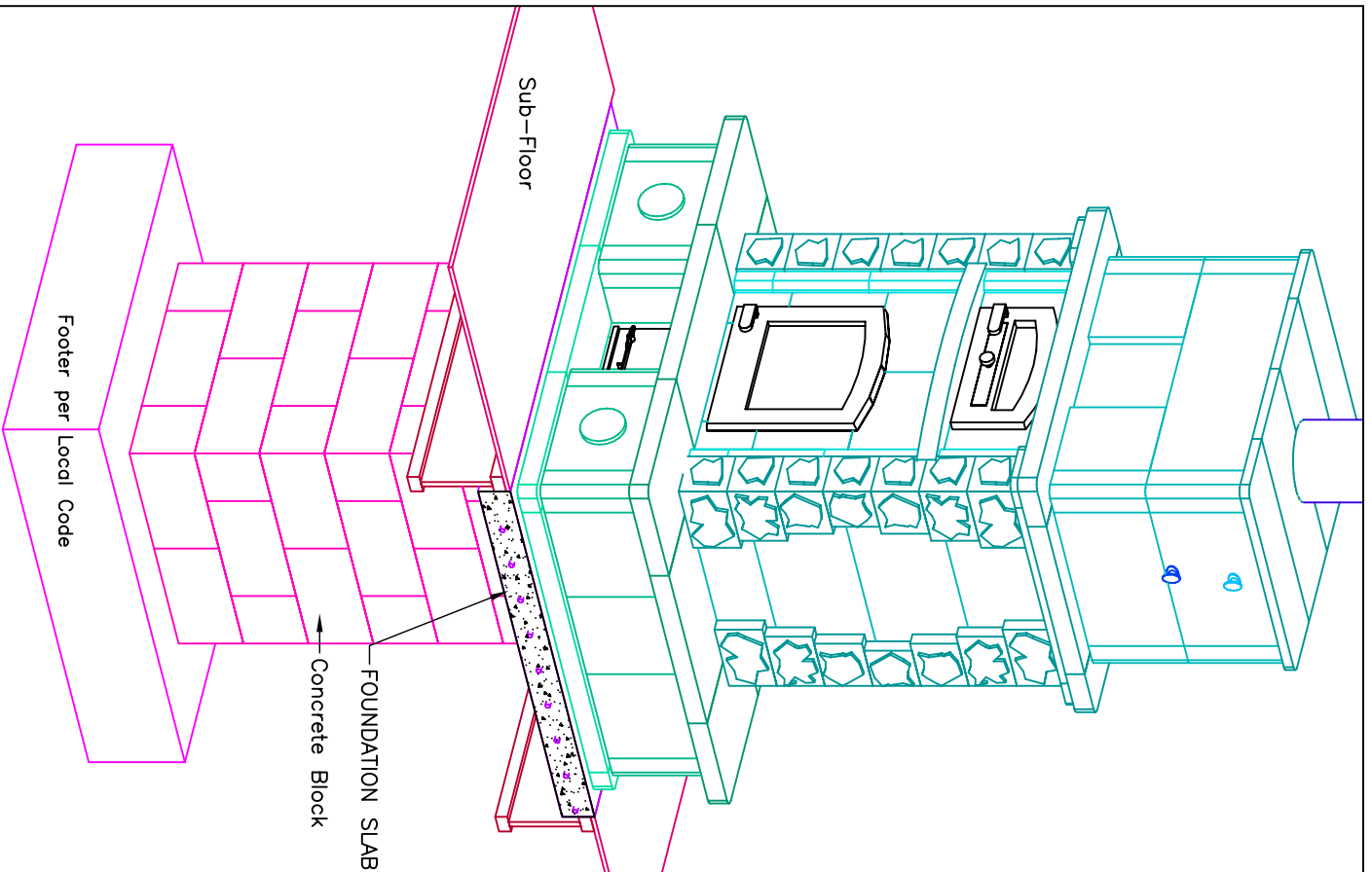
NONCOMBUSTIBLE  
 CEMENT BOARD  
 UNDER FOUNDATION  
 SLAB (NOT PLYWOOD)

Footer per Local Code

Concrete Block

UNIT WEIGHT: 10,000lbs.

Owner/Contractor is responsible for engineering Foundation Slab to support weight of fireplace.



MID-ATLANTIC MASONRY HEAT  
 McIntire Business Park  
 Charlottesville, VA 22903  
 (434)979-9709 Fax 434-979-6416

PROJECT MARTIN  
 MODEL TTU2700

CONTRACT 5611  
 DRAWN BY D.P.BYRAM

VIEW Foundation Slab  
 DATE 1/07/04

PAGE 7