

INFORMATION ONLY

NOTE: Hearth Tiles CUT AND INSTALLED by others



MID-ATLANTIC MASONRY HEAT
 1229 Harris Street Suite 1
 Charlottesville, VA 22903
 (434)979-9709 Fax 434-979-6416

PROJECT PAGE
 MODEL TU2700/5

CONTRACT 5619
 DRAWN BY D.P.BYRAM

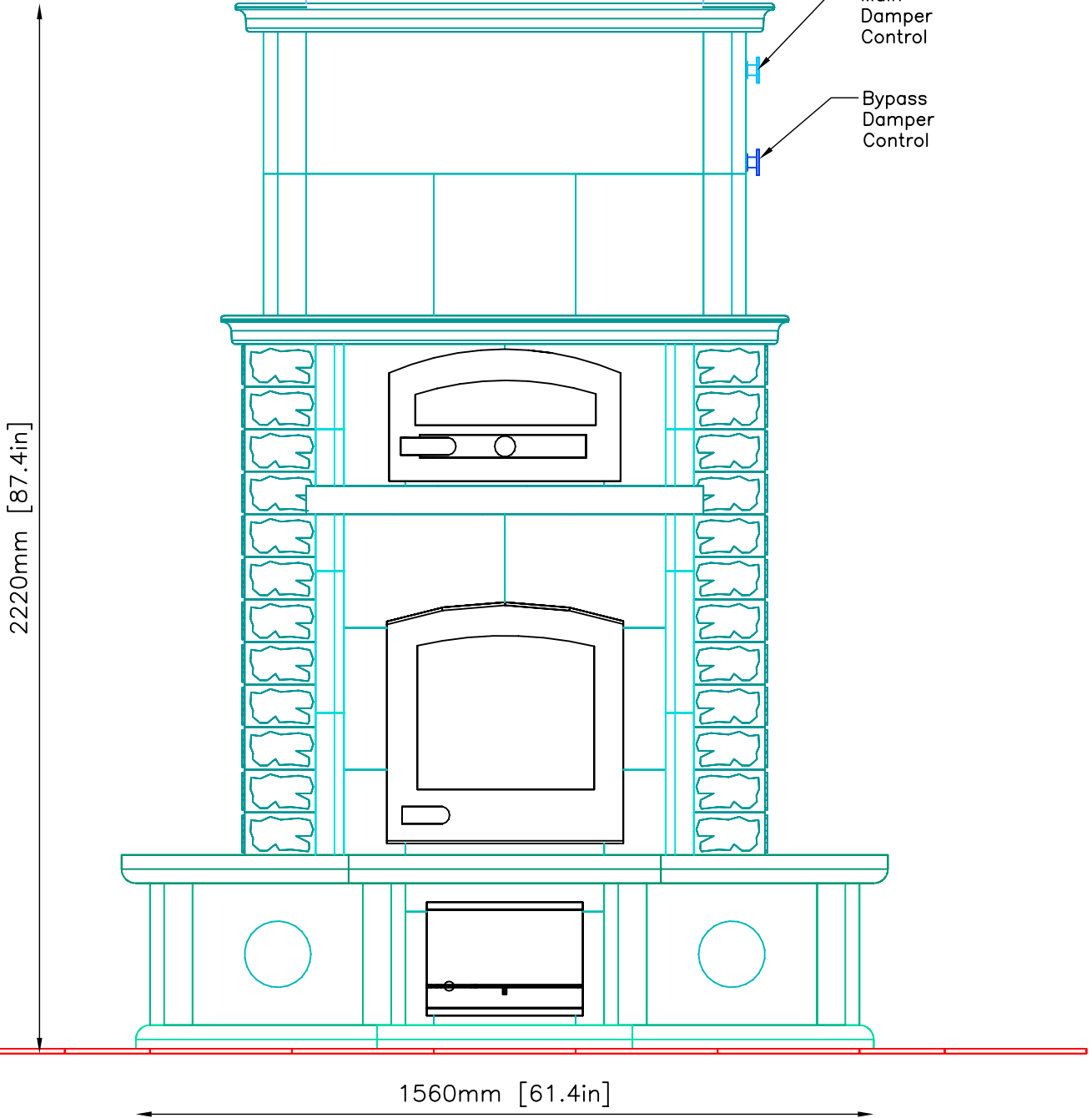
VIEW PERSPECTIVE
 DATE 2/04/04

PAGE 1

BAKEOVEN VIEW

INFORMATION ONLY

Chimney Chase by others.
No Combustible Materials
WITHIN 10" of TOP of Fireplace.
Use Metal Studs and Cement Board



NOTE: Hearth Tiles CUT AND INSTALLED by others



MID-ATLANTIC MASONRY HEAT
1229 Harris Street Suite 1
Charlottesville, VA 22903
(434)979-9709 Fax 434-979-6416

PROJECT PAGE
MODEL TU2700/5

CONTRACT 5619
DRAWN BY D.P.BYRAM

VIEW BAKEOVEN
DATE 2/04/04

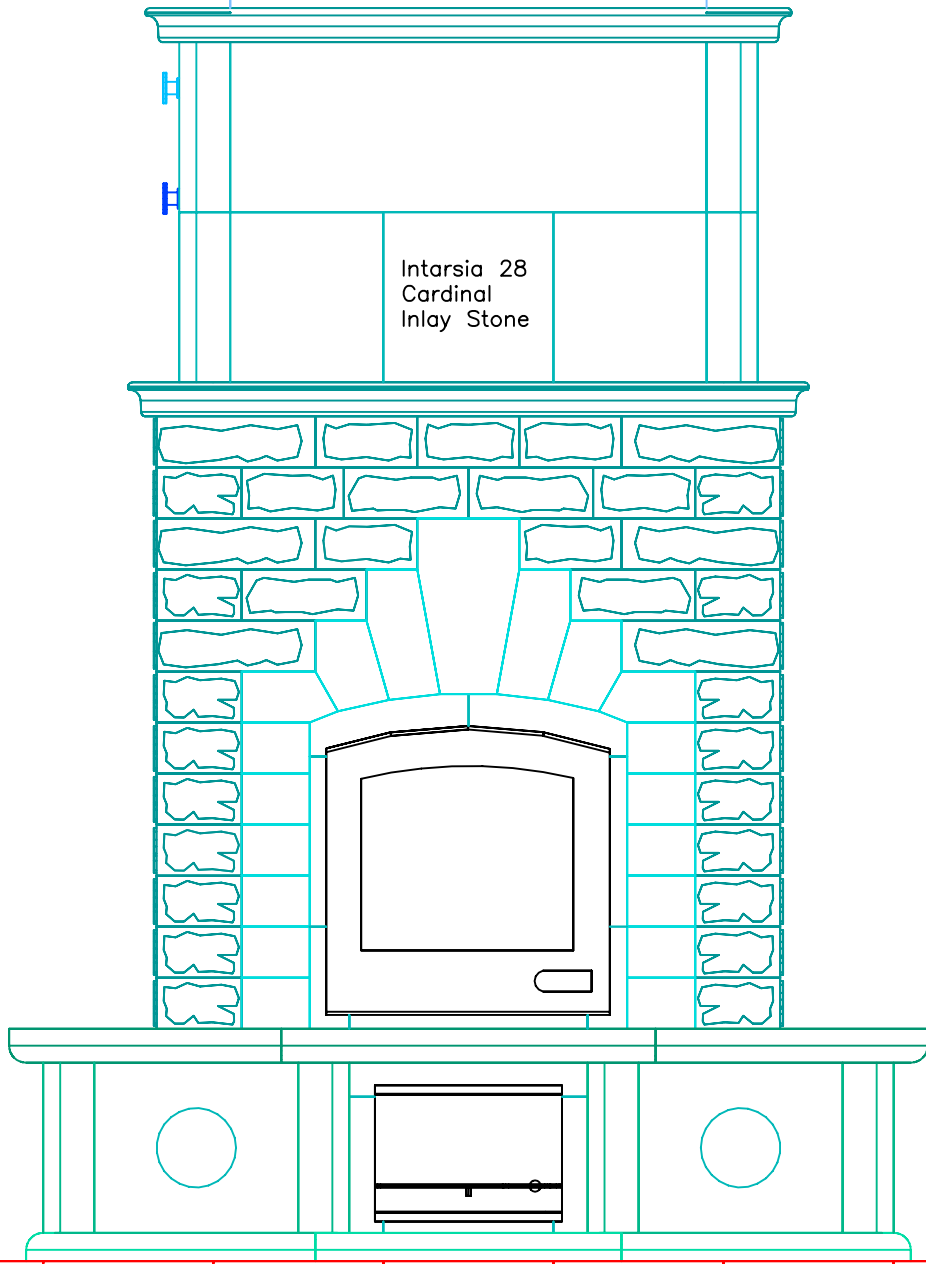
PAGE 2

FIREPLACE VIEW

INFORMATION ONLY

Chimney Chase by others.
 No Combustible Materials
 WITHIN 10" of TOP of Fireplace.
 Use Metal Studs and Cement Board

2220mm [87.4in]



1560mm [61.4in]

NOTE: Hearth Tiles CUT AND INSTALLED by others



MID-ATLANTIC MASONRY HEAT
 1229 Harris Street Suite 1
 Charlottesville, VA 22903
 (434)979-9709 Fax 434-979-6416

PROJECT PAGE
 MODEL TU2700/5

CONTRACT 5619
 DRAWN BY D.P.BYRAM

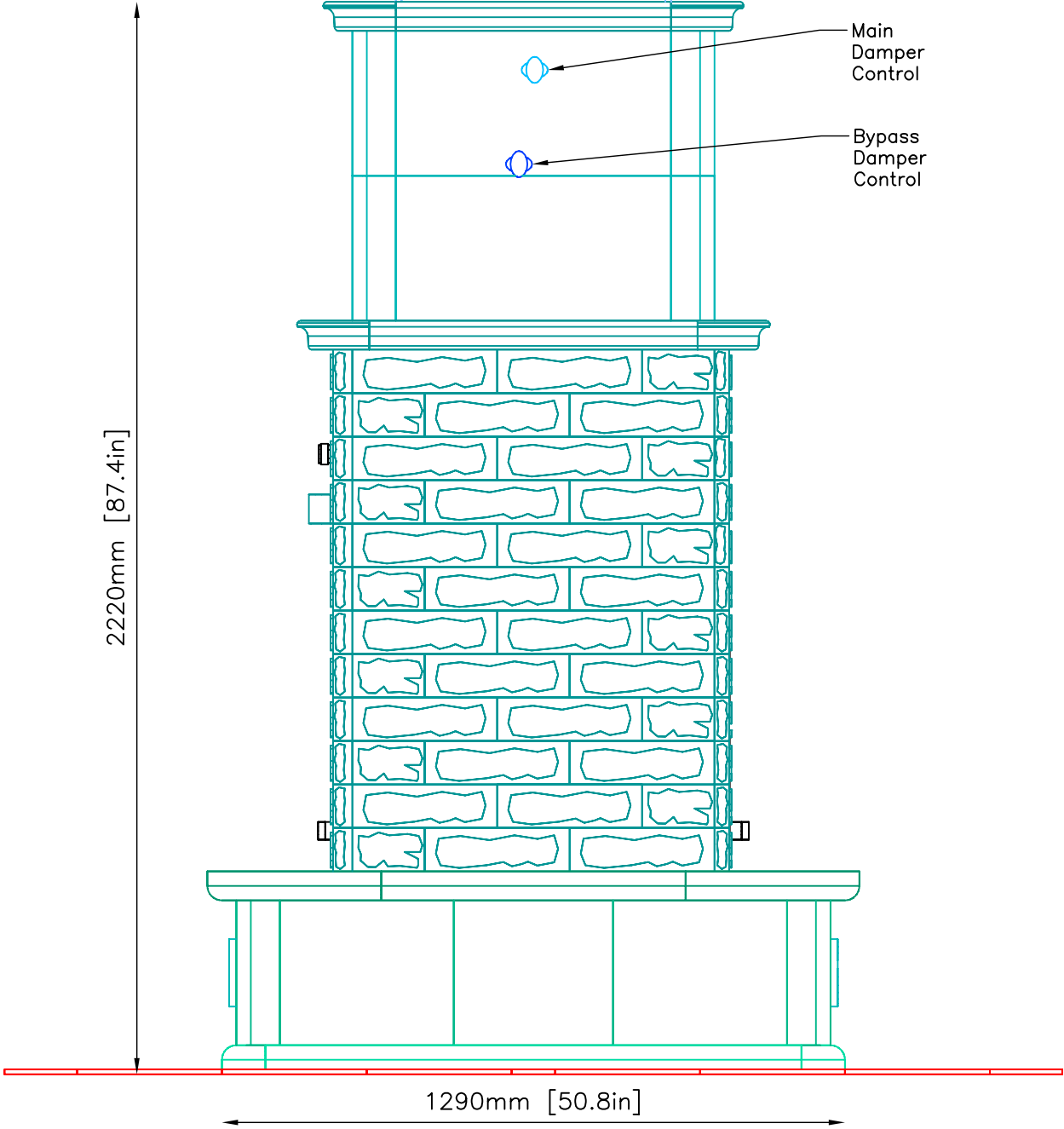
VIEW FIREPLACE
 DATE 2/04/04

PAGE 3

SIDE VIEW

INFORMATION ONLY

Chimney Chase by others.
No Combustible Materials
WITHIN 10" of TOP of Fireplace.
Use Metal Studs and Cement Board



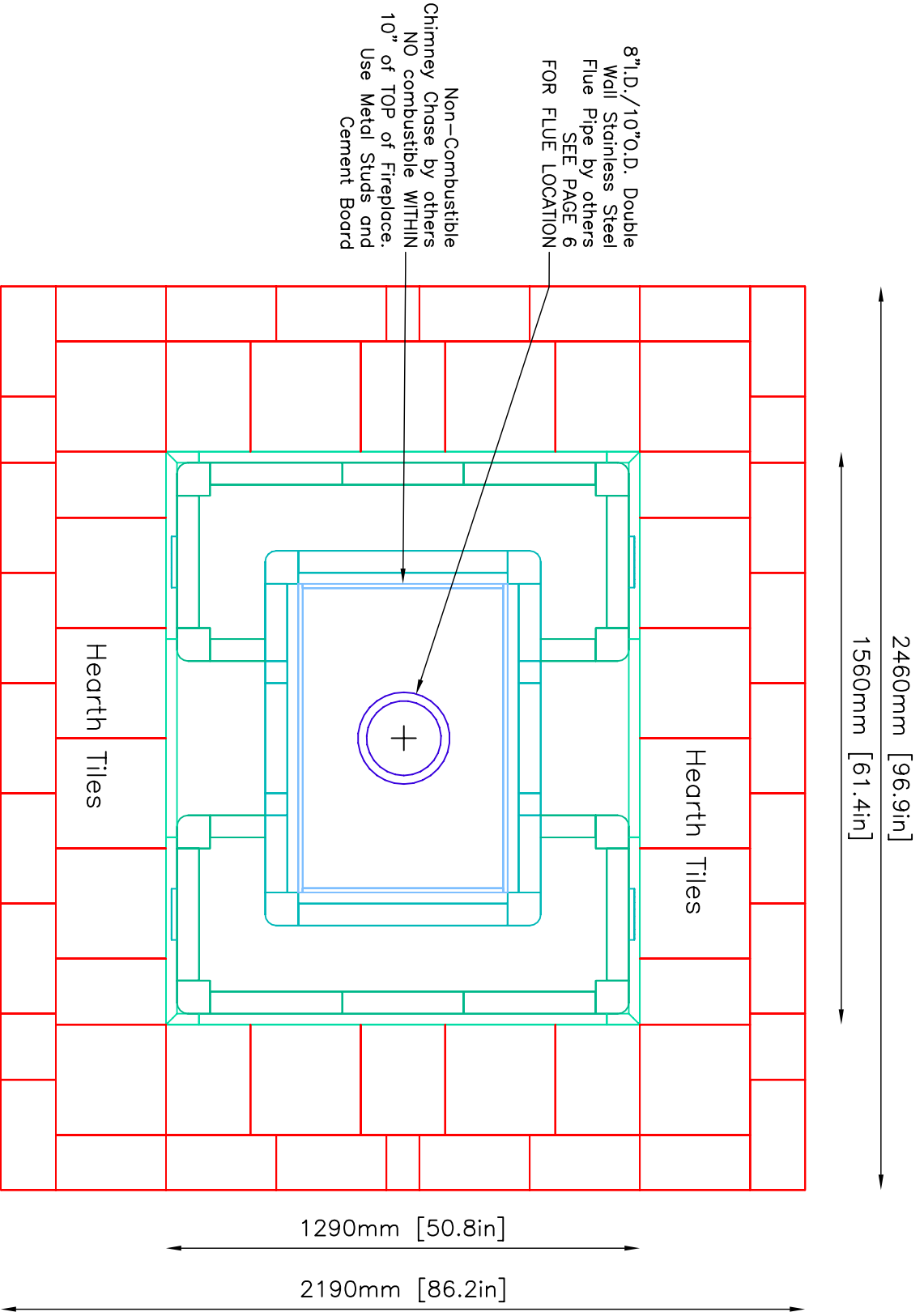
MID-ATLANTIC MASONRY HEAT
1229 Harris Street Suite 1
Charlottesville, VA 22903
(434)979-9709 Fax 434-979-6416

PROJECT PAGE
MODEL TU2700/5

CONTRACT 5619
DRAWN BY D.P.BYRAM

VIEW SIDE
DATE 2/04/04

PAGE 4



NOTE: Hearth Tiles CUT AND INSTALLED by others

INFORMATION ONLY



MID-ATLANTIC MASONRY HEAT
1229 Harris Street Suite 1
Charlottesville, VA 22903
(434)979-9709 Fax 434-979-6416

PROJECT PAGE
MODEL TU2700/5

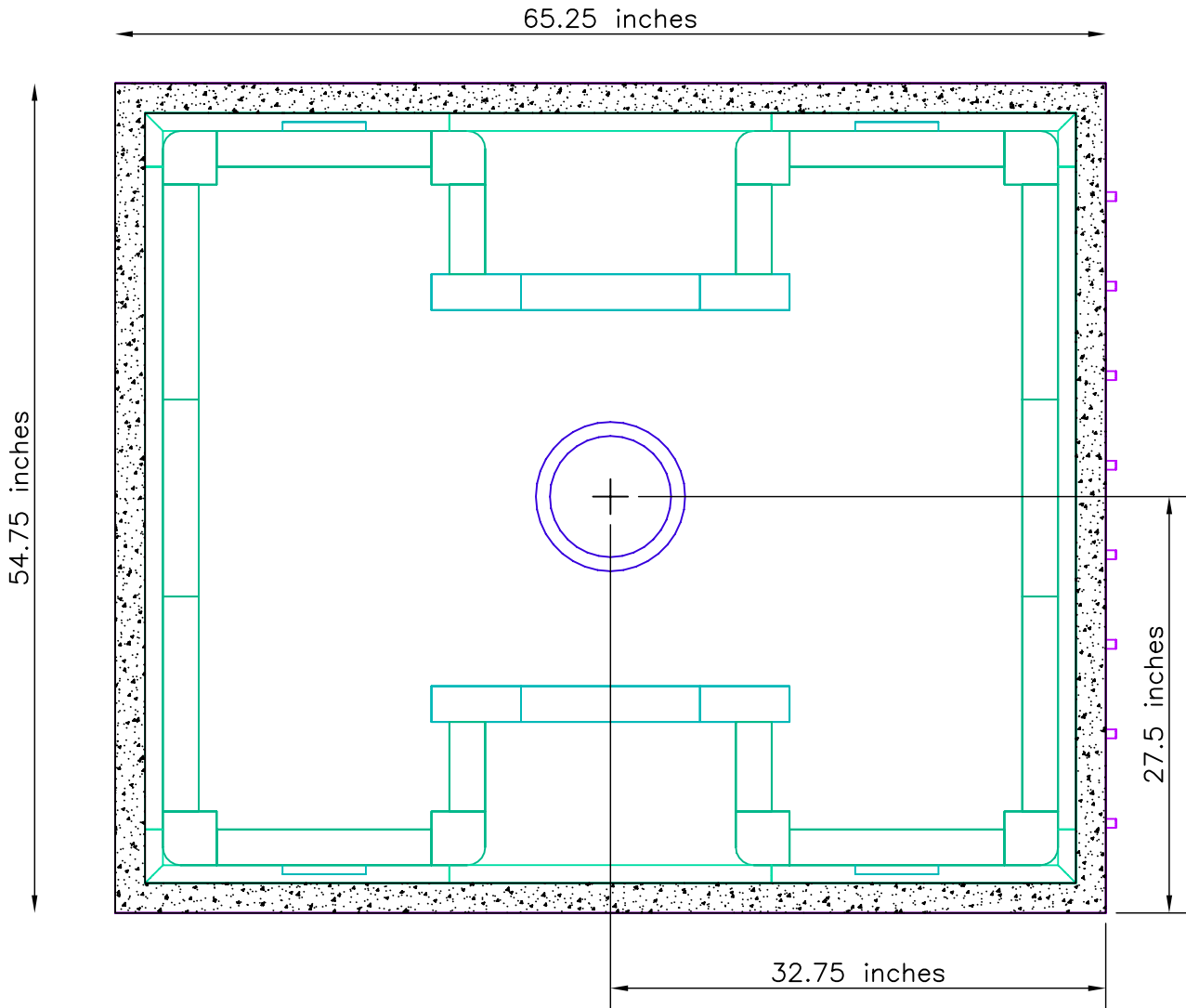
CONTRACT 5619
DRAWN BY D.P.BYRAM

VIEW PLAN
DATE 2/04/04

PAGE

FOUNDATION SLAB

Minimum 4" Thick Poured Concrete With Rebar 6"O.C.
 Minimum Dimensions--2" from Base of Unit



FLUE LOCATION:
 27½" X 32¾" From Lower Right Corner of
 Foundation Slab to CENTER of flue Pipe.

INFORMATION ONLY

NOTE:
 TOP OF FOUNDATION SLAB TO BE LEVEL AND FLUSH WITH SUB-FLOOR
 Tolerances: +/- 1/8" No additional cost to level slab
 +/- 1/4" \$150.00-\$200.00 additional cost to level slab
 +/- 1/2" \$500.00 additional cost to level slab

UNIT WEIGHT: 10,000lbs.

Owner/Contractor is responsible for engineering Foundation Slab to support weight of fireplace.



MID-ATLANTIC MASONRY HEAT
 1229 Harris Street Suite 1
 Charlottesville, VA 22903
 (434)979-9709 Fax 434-979-6416

PROJECT PAGE
 MODEL TU2700/5

CONTRACT 5619
 DRAWN BY D.P.BYRAM

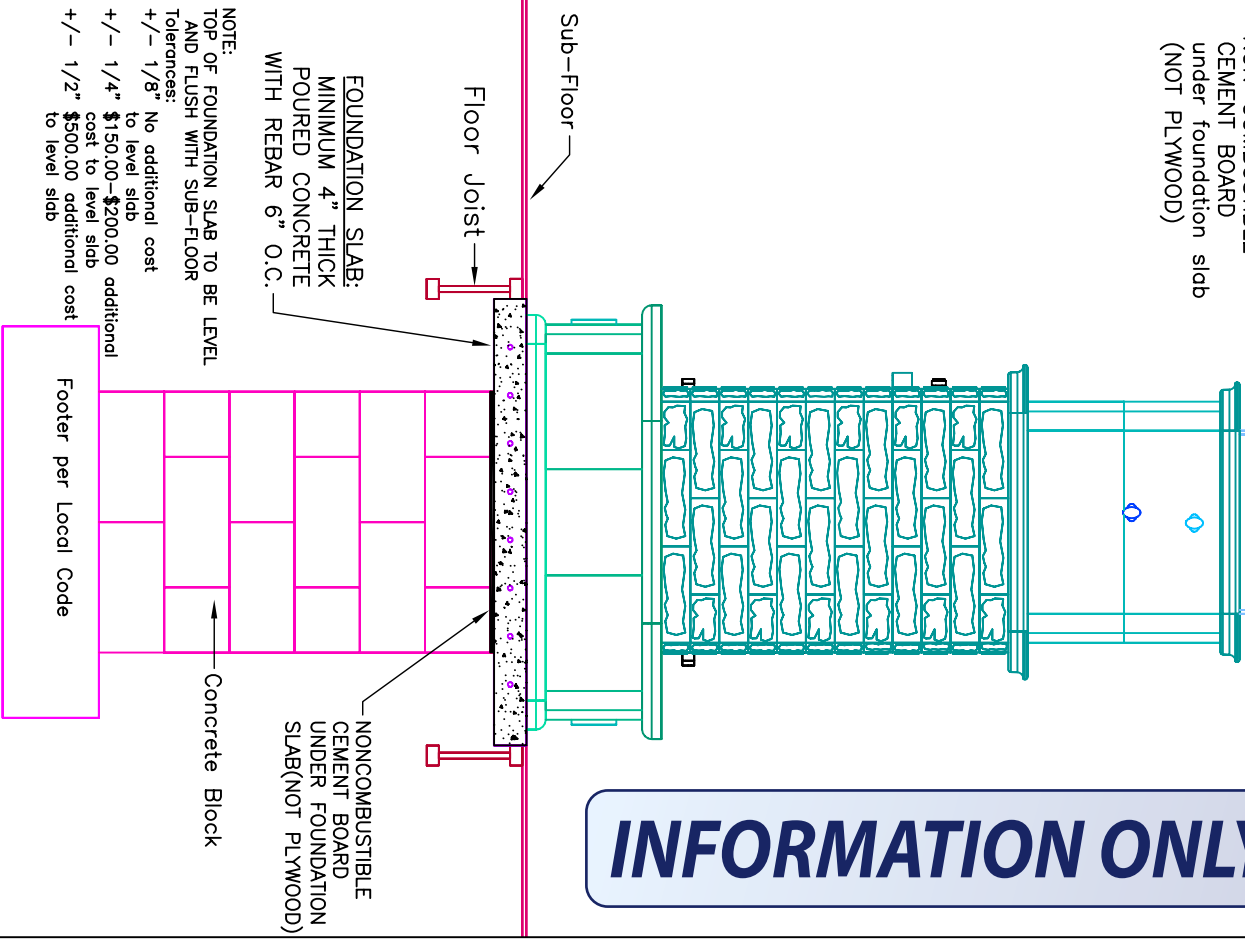
VIEW SUPPORT
 DATE 2/04/04

PAGE

6

FOUNDATION SLAB:
 * MINIMUM 4" THICK
 WITH REBAR 6" O.C.
 * NON-COMBUSTIBLE
 CEMENT BOARD
 under foundation slab
 (NOT PLYWOOD)

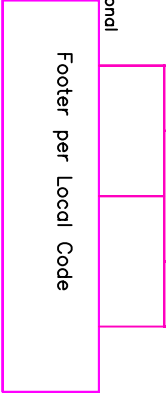
INFORMATION ONLY



FOUNDATION SLAB:
 MINIMUM 4" THICK
 POURED CONCRETE
 WITH REBAR 6" O.C.

NONCOMBUSTIBLE
 CEMENT BOARD
 UNDER FOUNDATION
 SLAB (NOT PLYWOOD)

NOTE:
 TOP OF FOUNDATION SLAB TO BE LEVEL
 AND FLUSH WITH SUB-FLOOR
 Tolerances:
 +/- 1/8" No additional cost
 +/- 1/4" to level slab \$150.00-\$200.00 additional
 +/- 1/2" \$500.00 additional cost
 to level slab



UNIT WEIGHT: 10,000lbs.
 Owner/Contractor is responsible for engineering Foundation Slab to support weight of fireplace.

