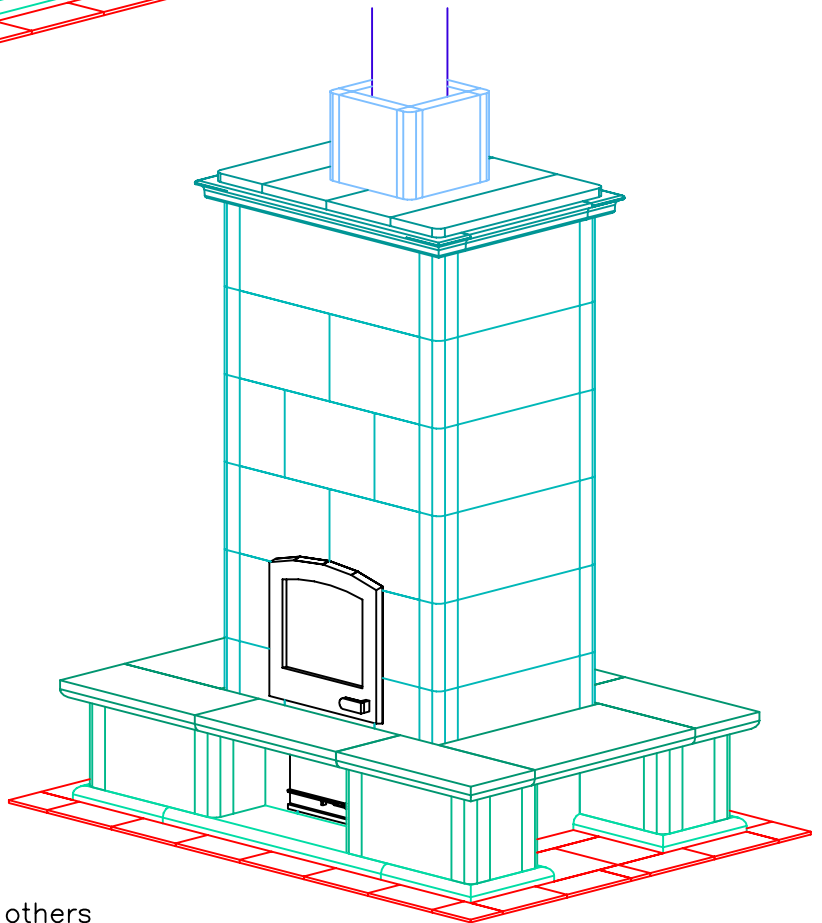
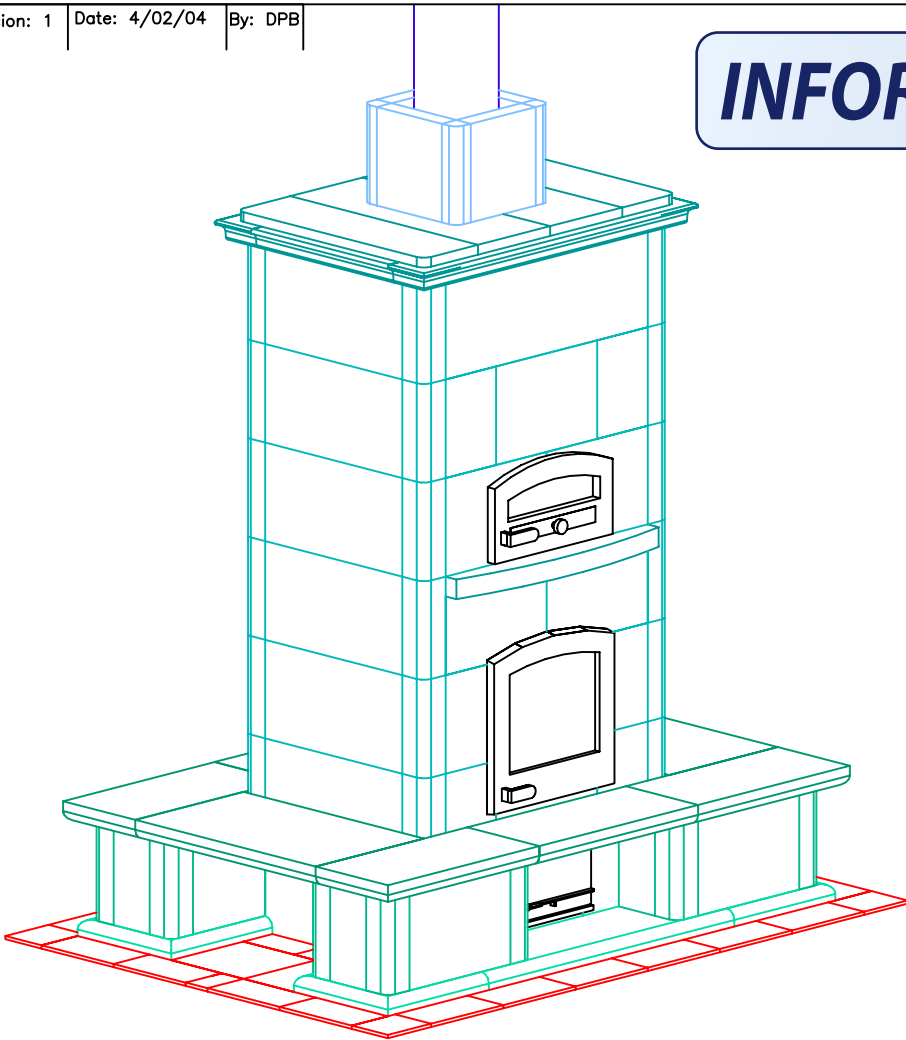


**INFORMATION ONLY**



NOTE: Hearth Tiles CUT AND INSTALLED by others



MID-ATLANTIC MASONRY HEAT  
 1229 Harris Street Suite 1  
 Charlottesville, VA 22903  
 (434)979-9709 Fax 434-979-6416

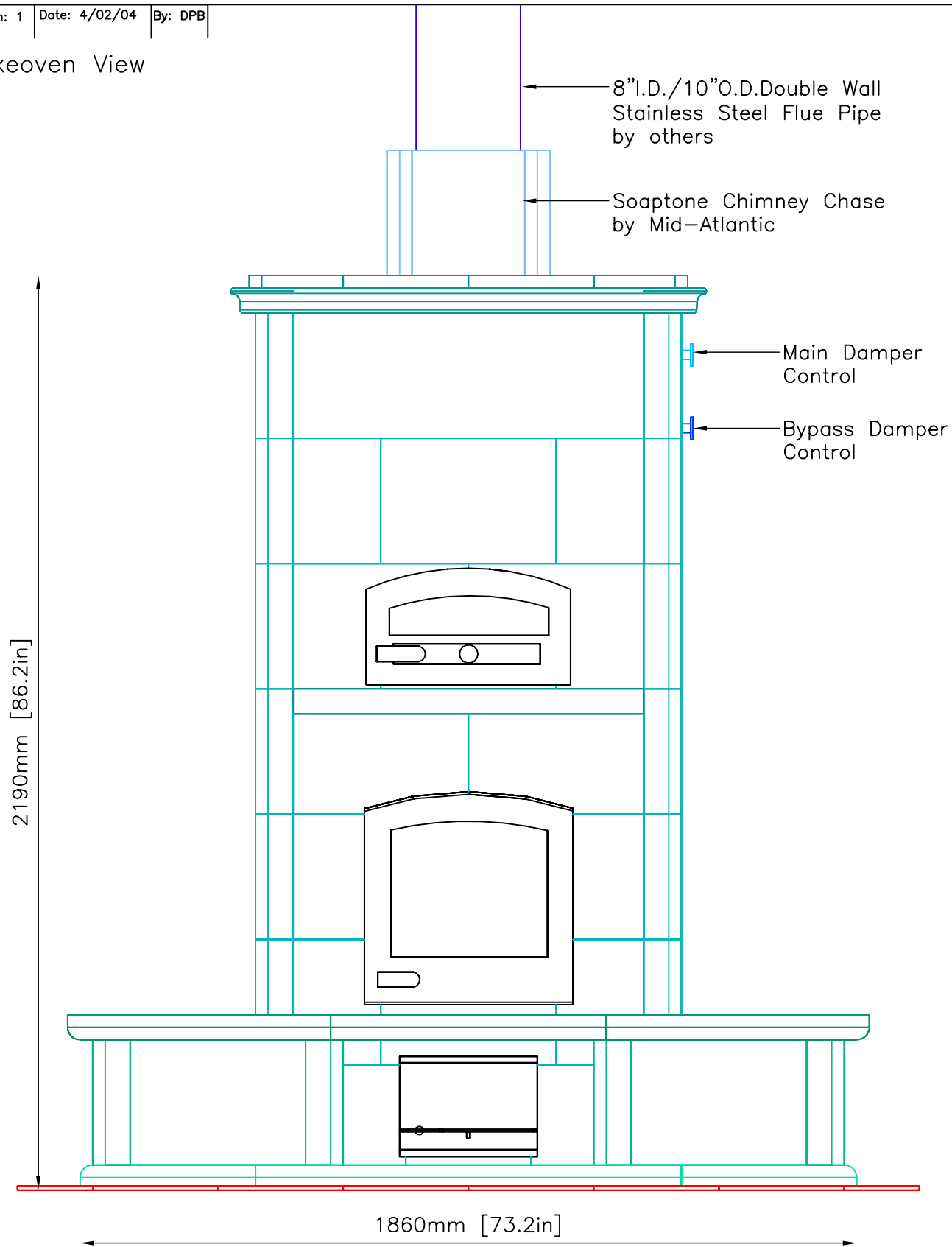
PROJECT PRIDGEN  
 MODEL TTU2700/5

CONTRACT 5609  
 DRAWN BY D.P.BYRAM

VIEW PERSPECTIVE  
 DATE 4/02/04

PAGE 1

Bakeoven View



**INFORMATION ONLY**

NOTE: Hearth Tiles CUT AND INSTALLED by others



MID-ATLANTIC MASONRY HEAT  
1229 Harris Street Suite 1  
Charlottesville, VA 22903  
(434)979-9709 Fax 434-979-6416

PROJECT PRIDGEN  
MODEL TTU2700/5

CONTRACT 5609  
DRAWN BY D.P.BYRAM

VIEW Bakeoven View  
DATE 4/02/04

PAGE 2

Fireplace View

← 8" I.D./10" O.D. Double Wall  
Stainless Steel Flue Pipe  
by others

← Soapstone Chimney Chase  
by Mid-Atlantic

Main Damper  
Control →

Bypass Damper  
Control →

2190mm [86.2in]

1860mm [73.2in]

**INFORMATION ONLY**

NOTE: Hearth Tiles CUT AND INSTALLED by others



MID-ATLANTIC MASONRY HEAT  
1229 Harris Street Suite 1  
Charlottesville, VA 22903  
(434)979-9709 Fax 434-979-6416

PROJECT PRIDGEN  
MODEL TTU2700/5

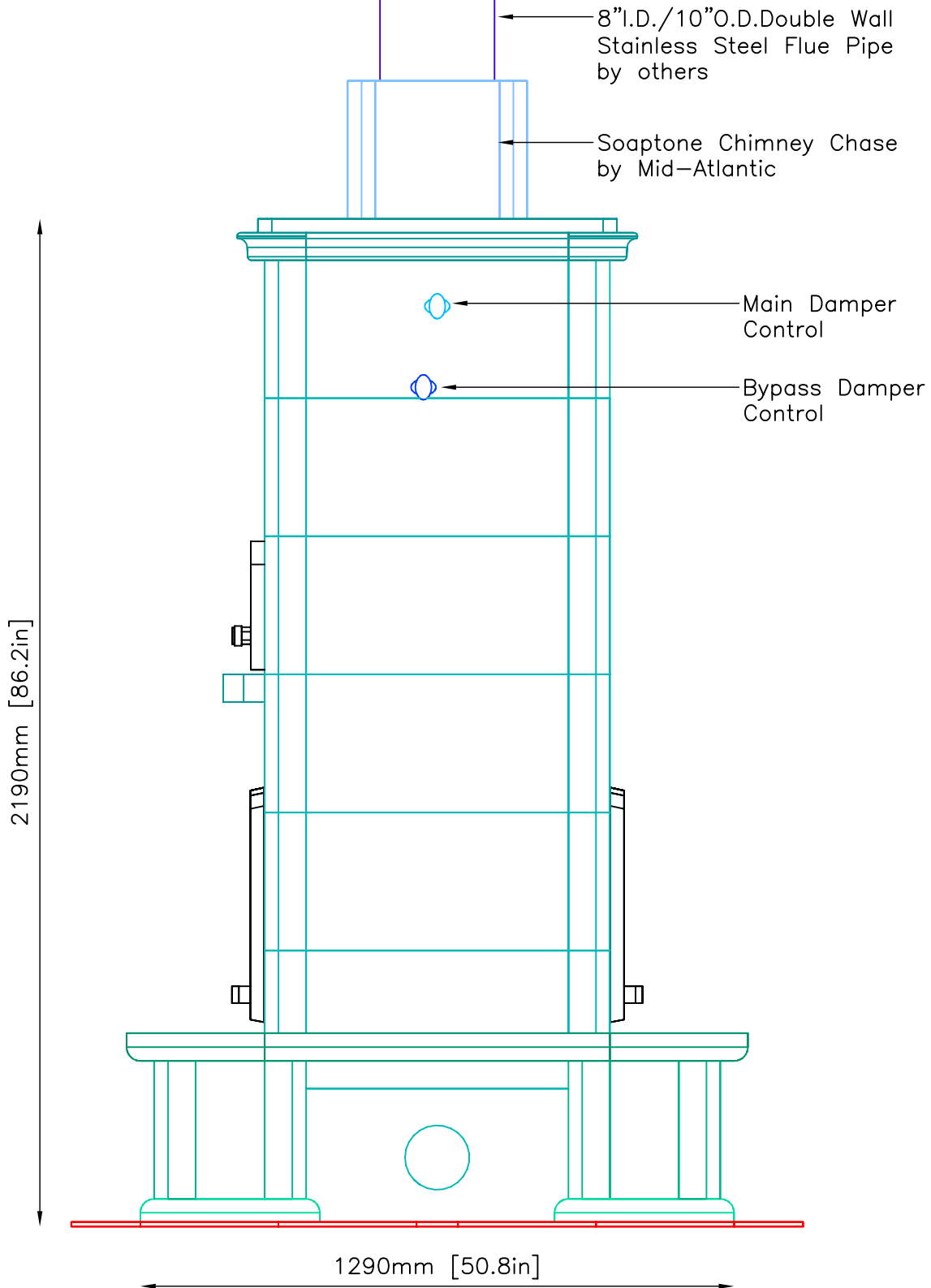
CONTRACT 5609  
DRAWN BY D.P.BYRAM

VIEW Fireplace View  
DATE 4/02/04

PAGE 3

SIDE VIEW

**INFORMATION ONLY**



NOTE: Hearth Tiles CUT AND INSTALLED by others



MID-ATLANTIC MASONRY HEAT  
 1229 Harris Street Suite 1  
 Charlottesville, VA 22903  
 (434)979-9709 Fax 434-979-6416

PROJECT PRIDGEN  
 MODEL TTU2700/5

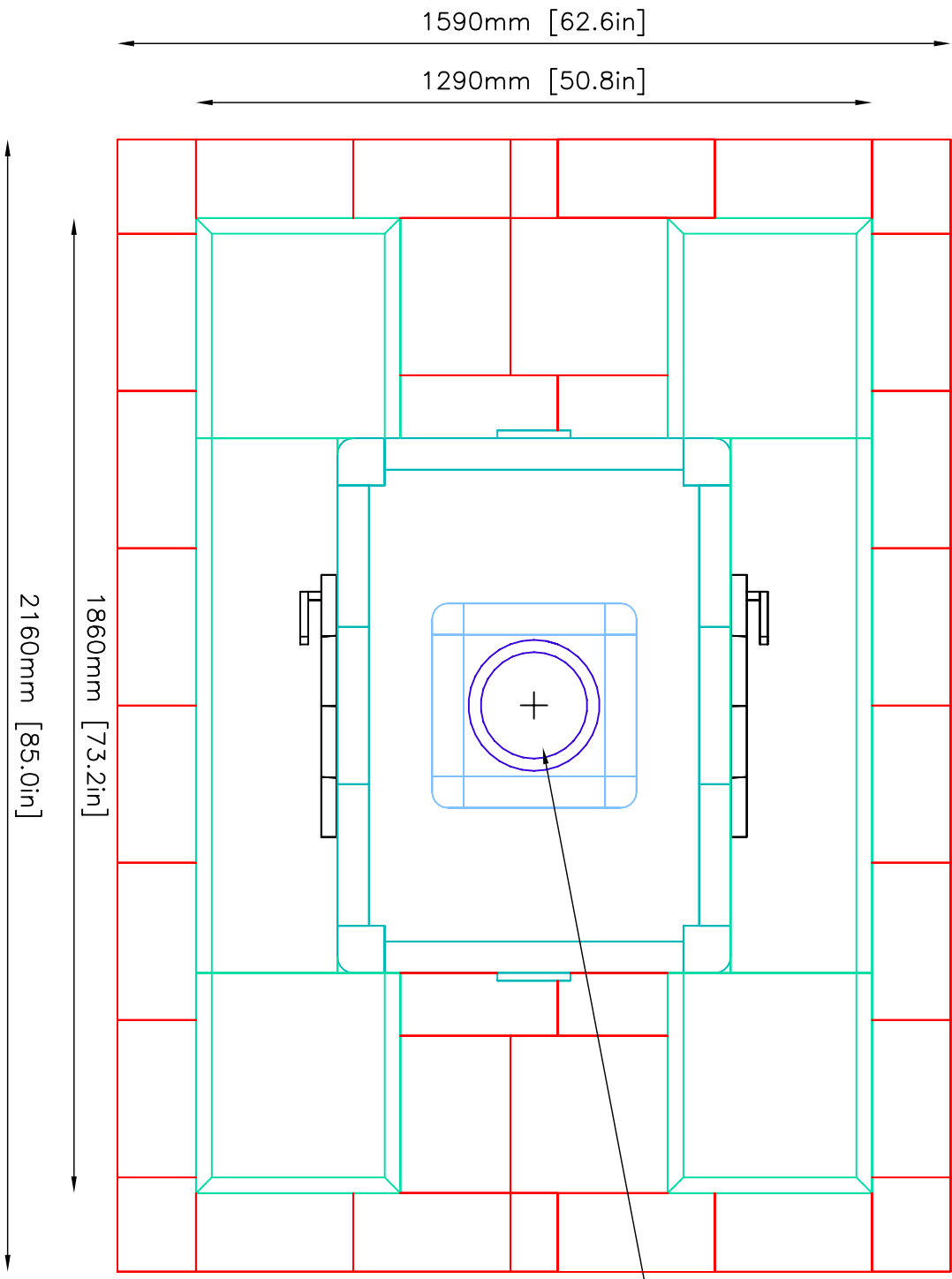
CONTRACT 5609  
 DRAWN BY D.P.BYRAM

VIEW SIDE  
 DATE 4/02/04

PAGE

4

PLAN VIEW



8".D./10"O.D.Double Wall  
Stainless Steel Flue Pipe  
by others.  
See Page 6 for  
Flue Location

NOTE: Hearth Tiles CUT AND INSTALLED by others

**INFORMATION ONLY**



MID-ATLANTIC MASONRY HEAT  
1229 Harris Street Suite 1  
Charlottesville, VA 22903  
(434)979-9709 Fax 434-979-6416

PROJECT PRIDGEN  
MODEL TTU2700/5

CONTRACT 5609  
DRAWN BY D.P.BYRAM

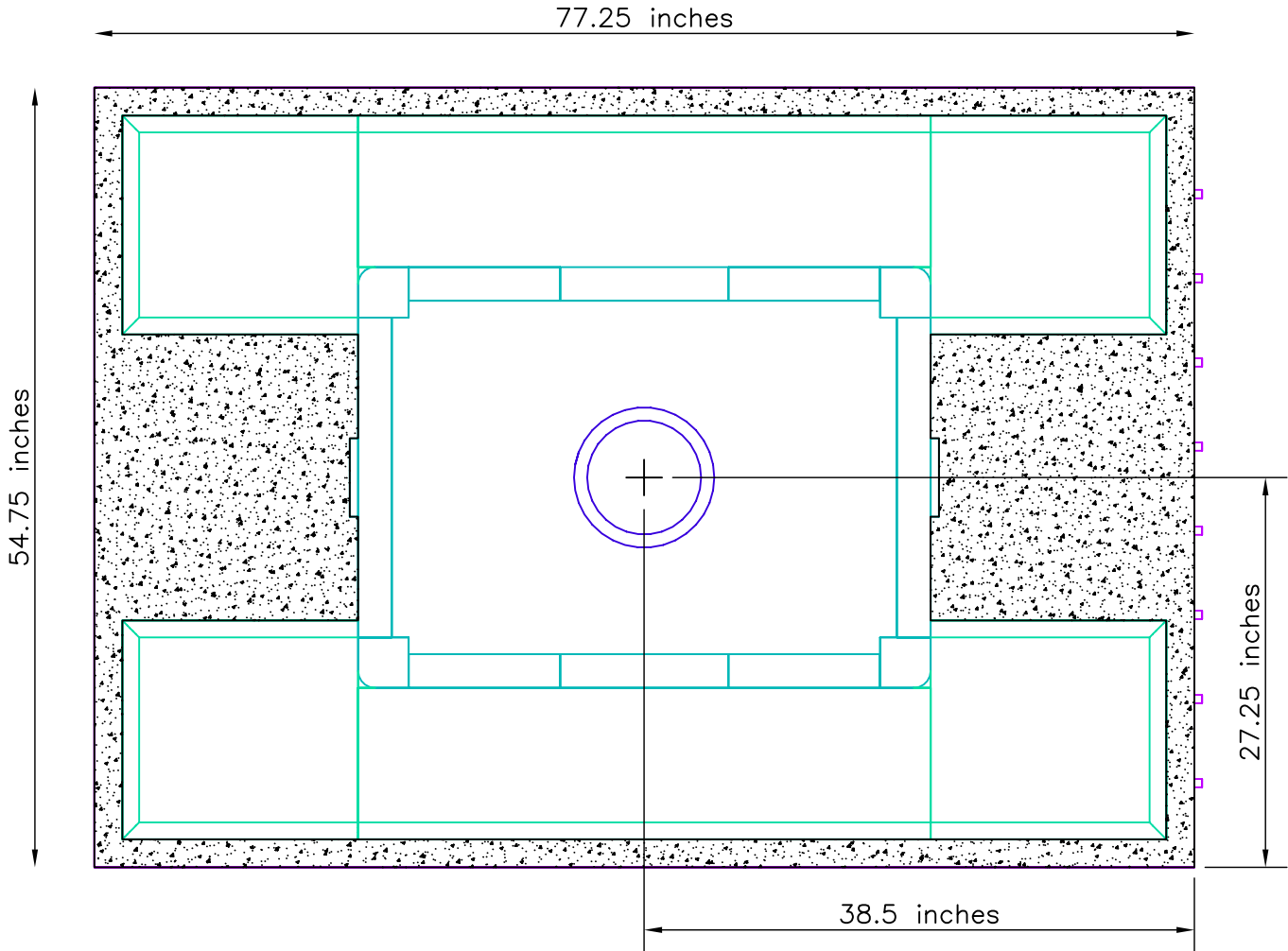
VIEW PLAN  
DATE 4/02/04

PAGE 5

# INFORMATION ONLY

## FOUNDATION SLAB

Minimum 4" Thick Poured Concrete With Rebar 6"O.C.  
 Minimum Dimensions--2" from Base of Unit



**FLUE LOCATION:**  
 27¼" x 38½" From Lower Right Corner of  
 Foundation Slab to CENTER of Flue Pipe.

**NOTE:**  
 TOP OF FOUNDATION SLAB TO BE LEVEL AND FLUSH WITH SUB-FLOOR  
 Tolerances: +/- 1/8" No additional cost to level slab  
 +/- 1/4" \$150.00-\$200.00 additional cost to level slab  
 +/- 1/2" \$500.00 additional cost to level slab

**UNIT WEIGHT: 9,000lbs.**

Owner/Contractor is responsible for engineering Foundation Slab to support weight of fireplace.



MID-ATLANTIC MASONRY HEAT  
 1229 Harris Street Suite 1  
 Charlottesville, VA 22903  
 (434)979-9709 Fax 434-979-6416

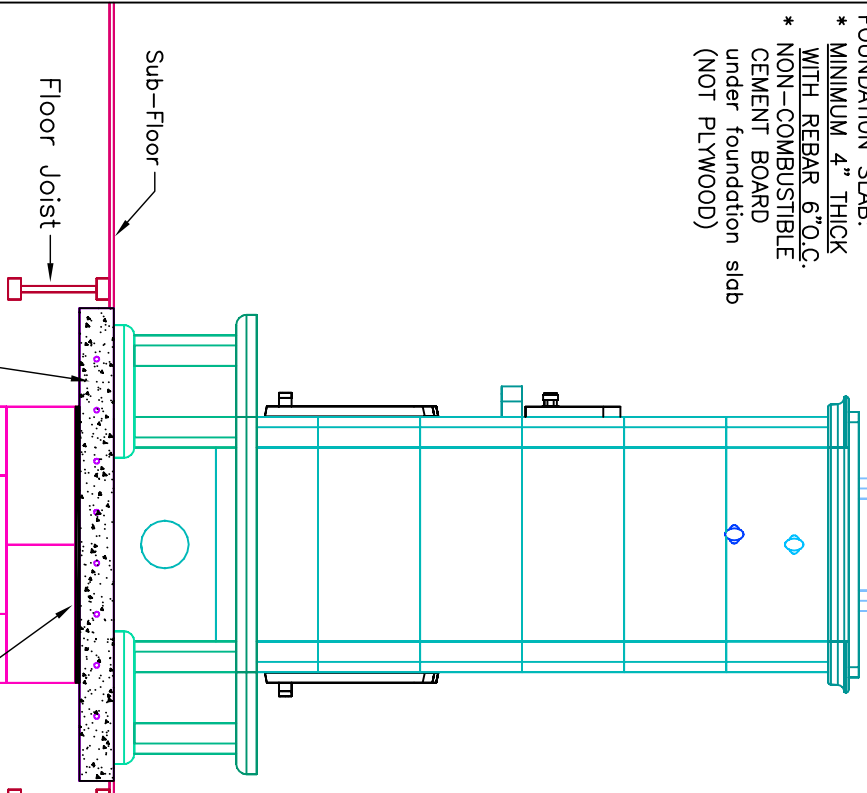
PROJECT PRIDGEN  
 MODEL TTU2700/5

CONTRACT 5609  
 DRAWN BY D.P.BYRAM

VIEW SUPPORT  
 DATE 4/02/04

PAGE 6

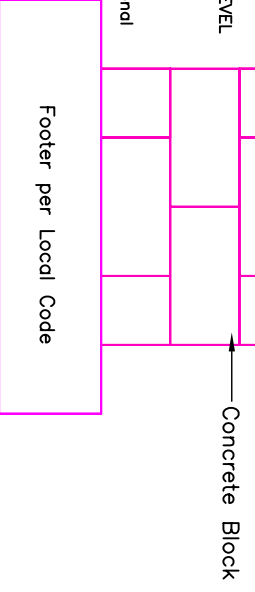
**FOUNDATION SLAB:**  
 \* MINIMUM 4" THICK WITH REBAR 6" O.C.  
 \* NON-COMBUSTIBLE CEMENT BOARD under foundation slab (NOT PLYWOOD)



**INFORMATION ONLY**

**NOTE:**  
 TOP OF FOUNDATION SLAB TO BE LEVEL AND FLUSH WITH SUB-FLOOR  
 Tolerances:  
 +/- 1/8" No additional cost to level slab  
 +/- 1/4" \$150.00-\$200.00 additional cost to level slab  
 +/- 1/2" \$500.00 additional cost to level slab

**FOUNDATION SLAB:**  
 MINIMUM 4" THICK POURED CONCRETE WITH REBAR 6" O.C.  
**NON-COMBUSTIBLE CEMENT BOARD UNDER FOUNDATION SLAB (NOT PLYWOOD)**



**UNIT WEIGHT: 9,000lbs.**  
 Owner/Contractor is responsible for engineering Foundation Slab to support weight of fireplace.

