


Revision: 1 Date: 11/17/03 By: DPB

Revision: 2 Date: 12/23/03 By: DPB



INFORMATION ONLY

NOTE: Hearth Tiles CUT AND INSTALLED by others



MID-ATLANTIC MASONRY HEAT
1229 Harris Street Suite 1
Charlottesville, VA 22903
(434)979-9709 Fax 434-979-6416

PROJECT REATH
MODEL TTU2700/2

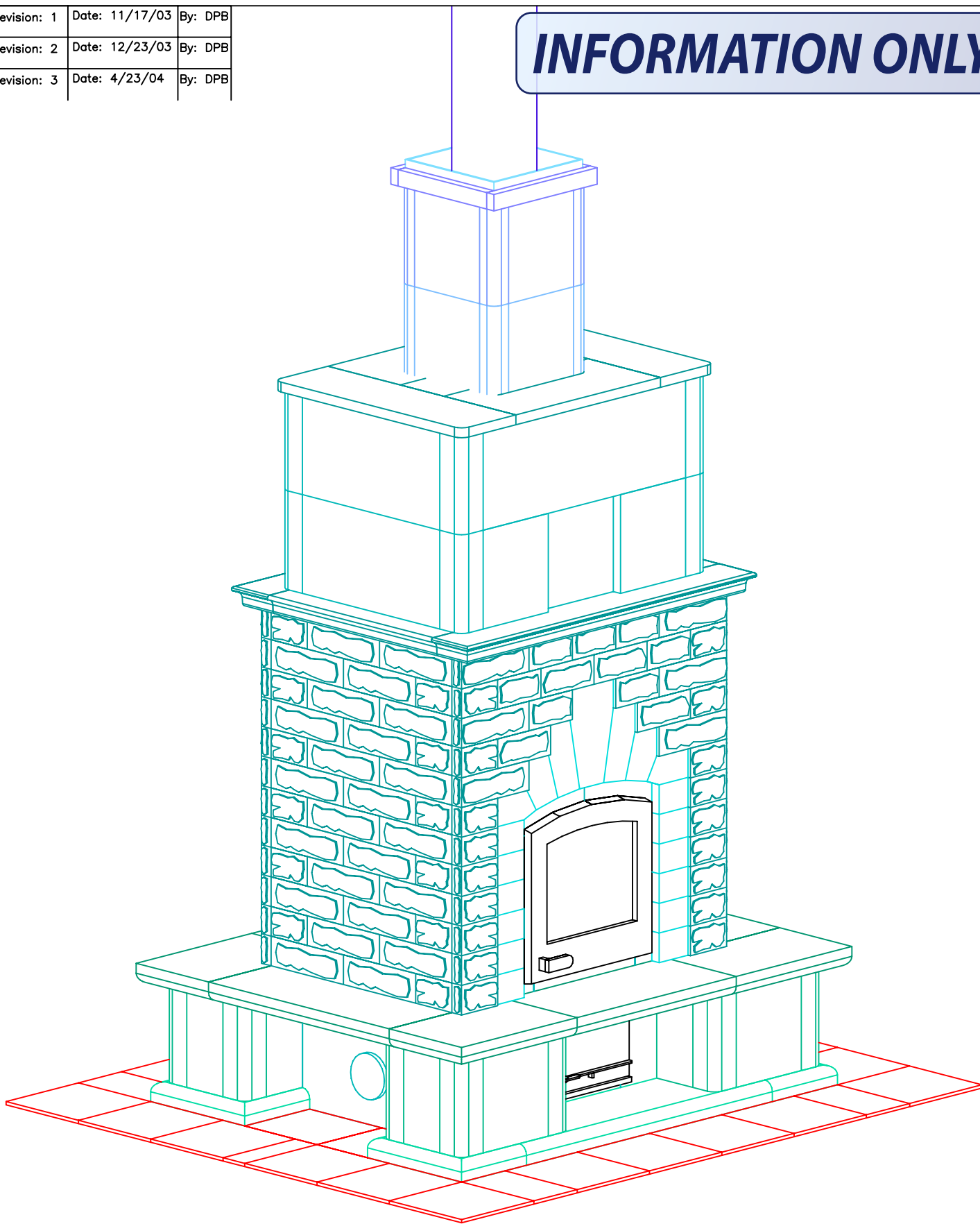
CONTRACT 5392
DRAWN BY D.P.BRYAM

VIEW PERSPECTIVE
DATE 5/8/03

PAGE 1

Revision: 1	Date: 11/17/03	By: DPB
Revision: 2	Date: 12/23/03	By: DPB
Revision: 3	Date: 4/23/04	By: DPB

INFORMATION ONLY



NOTE: Hearth Tiles CUT AND INSTALLED by others



MID-ATLANTIC MASONRY HEAT
 1229 Harris Street Suite 1
 Charlottesville, VA 22903
 (434)979-9709 Fax 434-979-6416

PROJECT REATH
 MODEL TTU2700/2

CONTRACT 5392
 DRAWN BY D.P.BRYAM

VIEW PERSPECTIVE
 DATE 5/8/03

PAGE 1

Revision: 1 Date: 11/17/03 By: DPB

Revision: 2 Date: 12/23/03 By: DPB

INFORMATION ONLY

FRONT VIEW

Wood Studs by others

617mm [24.3in]

2200mm [86.6in]

1560mm [61.4in]

Finished Ceiling
by others

Soapstone Chimney
Chase by Mid-Atlantic

Main Damper
Control

Bypass Damper
Control



MID-ATLANTIC MASONRY HEAT
1229 Harris Street Suite 1
Charlottesville, VA 22903
(434)979-9709 Fax 434-979-6416

PROJECT REATH
MODEL TTU2700/2

CONTRACT 5392
DRAWN BY D.P.BRYAM

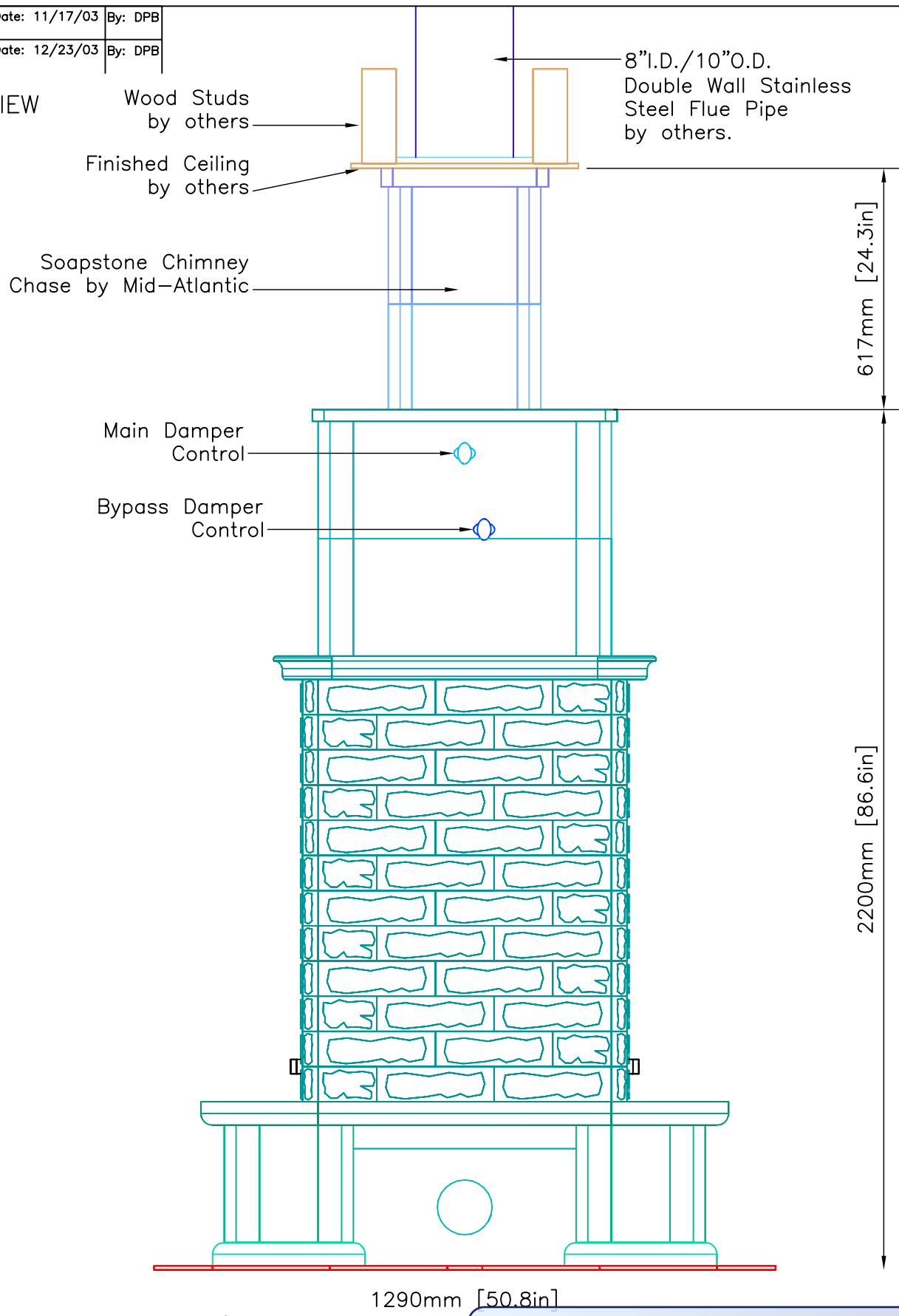
VIEW FRONT
DATE 5/8/03

PAGE 2

Revision: 1 Date: 11/17/03 By: DPB

Revision: 2 Date: 12/23/03 By: DPB

SIDE VIEW



617mm [24.3in]

2200mm [86.6in]

1290mm [50.8in]

INFORMATION ONLY



MID-ATLANTIC MASONRY HEAT
1229 Harris Street Suite 1
Charlottesville, VA 22903
(434)979-9709 Fax 434-979-6416

PROJECT REATH
MODEL TTU2700/2

CONTRACT 5392
DRAWN BY D.P.BRYAM

VIEW SIDE
DATE 5/8/03

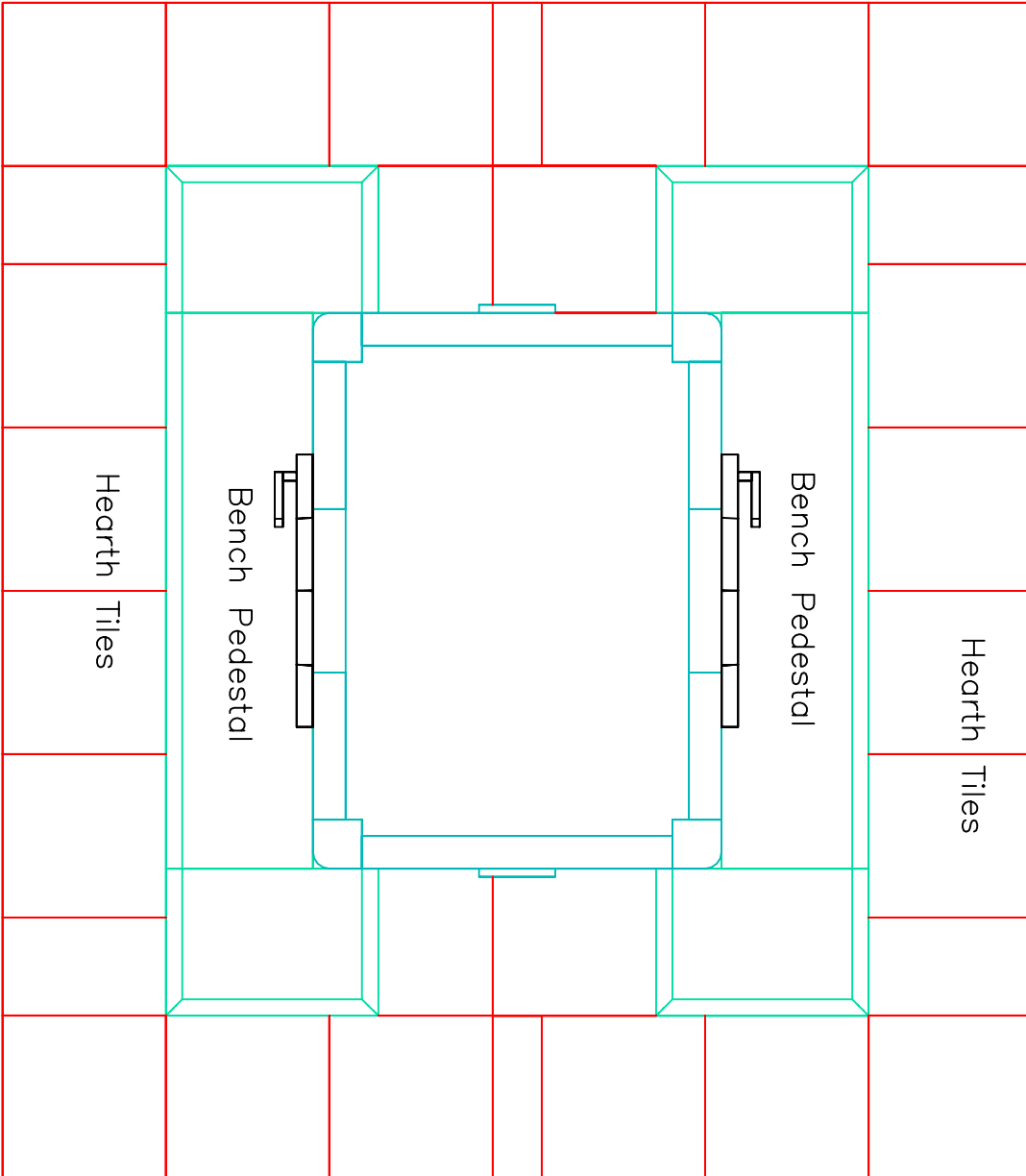
PAGE 3

Revision: 1	Date: 11/17/03	By: DPB
Revision: 2	Date: 12/23/03	By: DPB
Revision: 3	Date: 4/23/04	By: DPB

PLAN VIEW

74.5 inches

85 inches

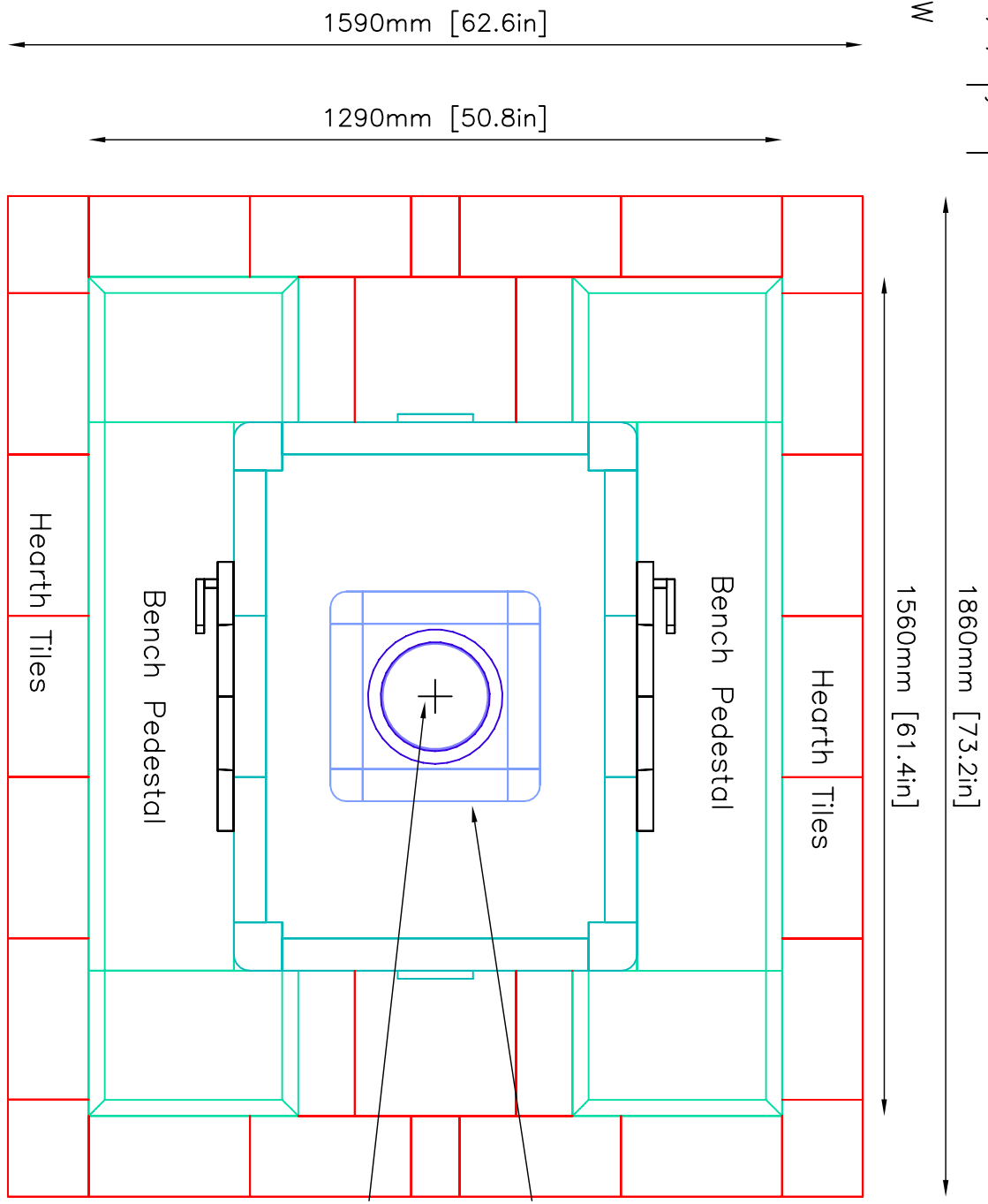


INFORMATION ONLY

NOTE: Hearth Tiles CUT AND INSTALLED by others

Revision: 1	Date: 11/17/03	By: DPB
Revision: 2	Date: 12/23/03	By: DPB

PLAN VIEW



Soapstone Chimney
Chase by Mid-Atlantic

8".D./10".O.D.
Double Wall
Stainless Steel
Flue Pipe
by others.

INFORMATION ONLY

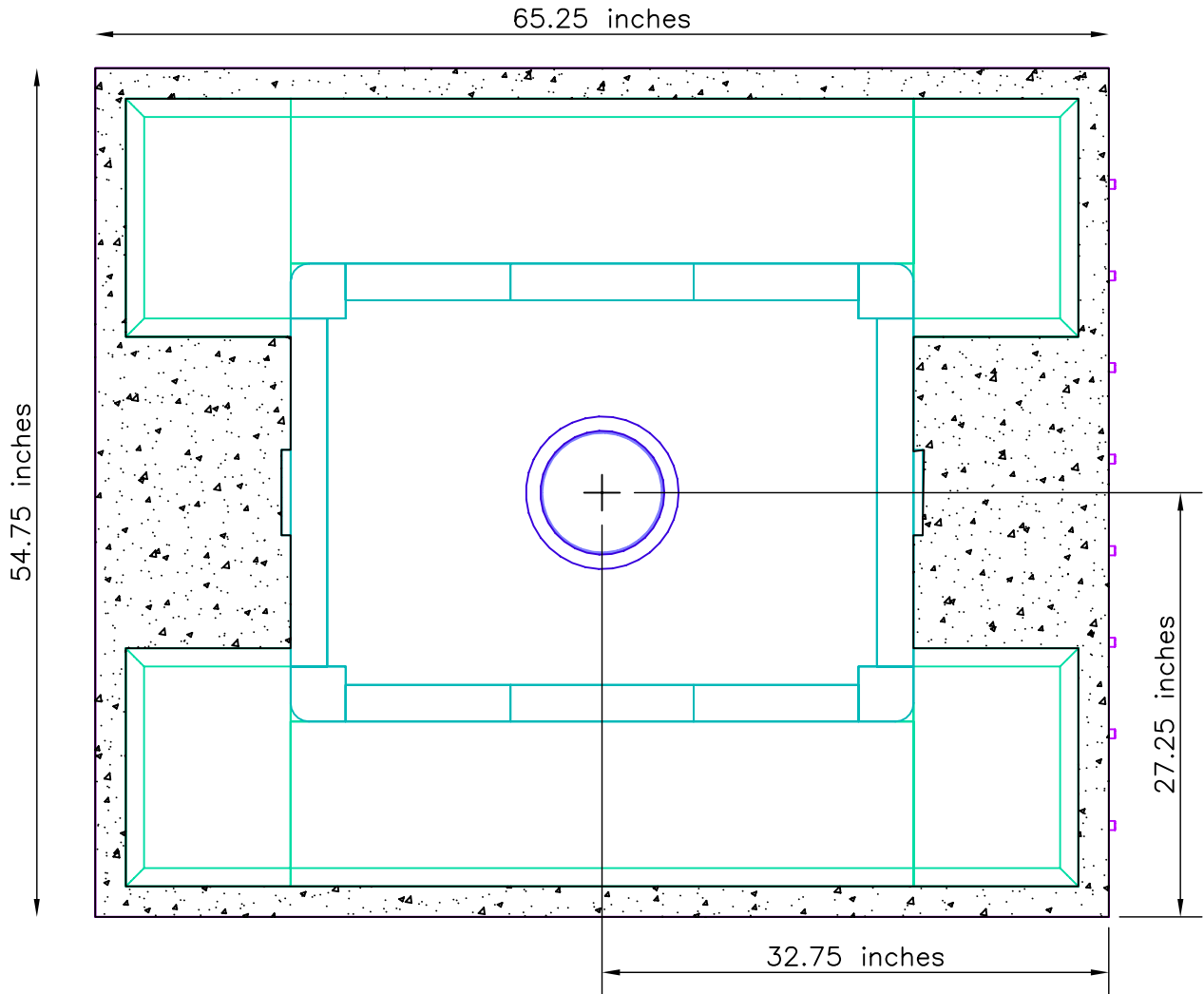
NOTE: Hearth Tiles CUT AND INSTALLED by others

Revision: 1	Date: 11/17/03	By: DPB
Revision: 2	Date: 12/23/03	By: DPB

INFORMATION ONLY

FOUNDATION SLAB

Minimum 4" Thick Poured Concrete With Rebar 6"O.C.
 Minimum Dimensions--2" from Base of Unit



FLUE LOCATION:
 From Lower Right Corner of Foundation Slab:
 32³/₄" x 27¹/₄" to CENTER of Flue Pipe.

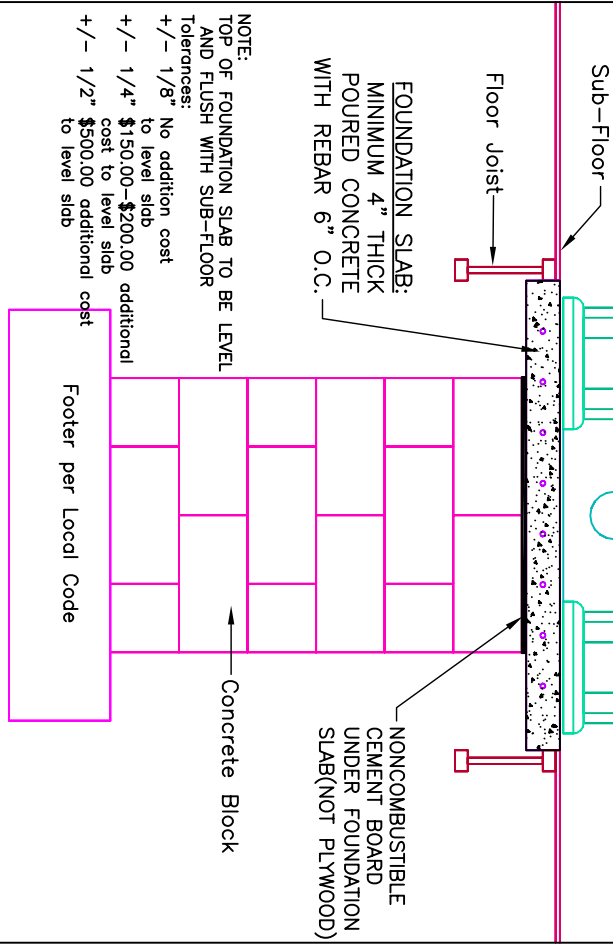
NOTE:
 TOP OF FOUNDATION SLAB TO BE LEVEL AND FLUSH WITH SUB-FLOOR
 Tolerances: +/- 1/8" No addition cost to level slab
 +/- 1/4" \$150.00-\$200.00 additional cost to level slab
 +/- 1/2" \$500.00 additional cost to level slab

UNIT WEIGHT: 10,000lbs.
 Contractor is responsible for engineering foundation slab to support weight of fireplace.

Revision: 1 Date: 11/17/03 By: DPB
 Revision: 2 Date: 12/23/03 By: DPB

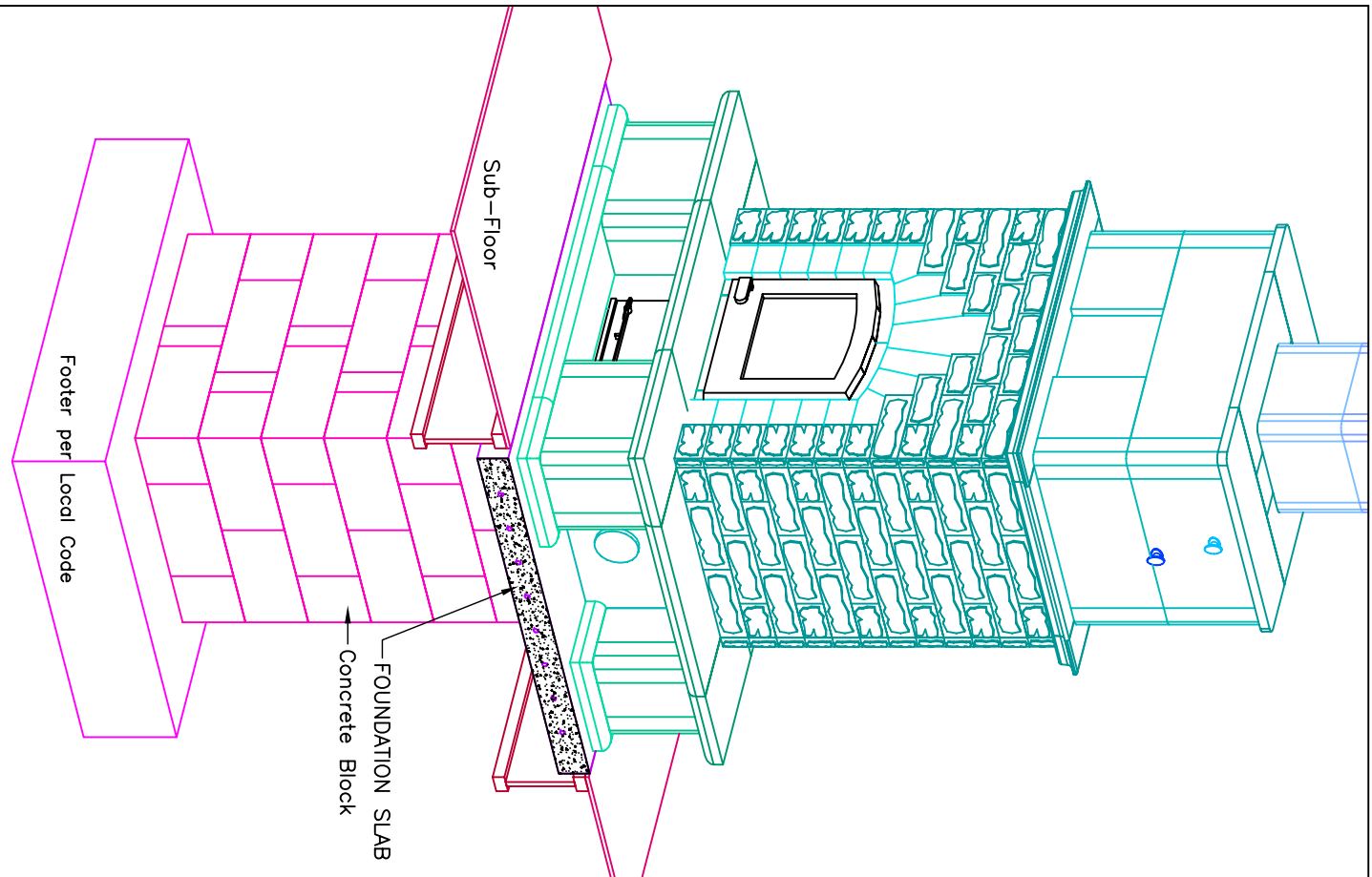
FOUNDATIN SLAB:
 * MINIMUM 4" THICK
 WITH REBAR 6" O.C.
 * NONCOMBUSTIBLE
 CEMENT BOARD
 under foundation slab
 (NOT PLYWOOD)

INFORMATION ONLY



NOTE:
 TOP OF FOUNDATION SLAB TO BE LEVEL
 AND FLUSH WITH SUB-FLOOR
 Tolerances:
 +/- 1/8" No addition cost
 to level slab
 +/- 1/4" \$150.00-\$200.00 additional
 cost to level slab
 +/- 1/2" \$500.00 additional cost
 to level slab

UNIT WEIGHT: 10,000lbs.
 Contractor is responsible for engineering foundation slab to support weight of fireplace.



MID-ATLANTIC MASONRY HEAT
 McIntire Business Park
 Charlottesville, VA 22903
 (434)979-9709 Fax 434-979-6416

PROJECT REATH CONTRACT 5392
 MODEL TTU2700/2 DRAWN BY D.P.BYRAM

VIEW Support DATE 5/8/03

PAGE 6