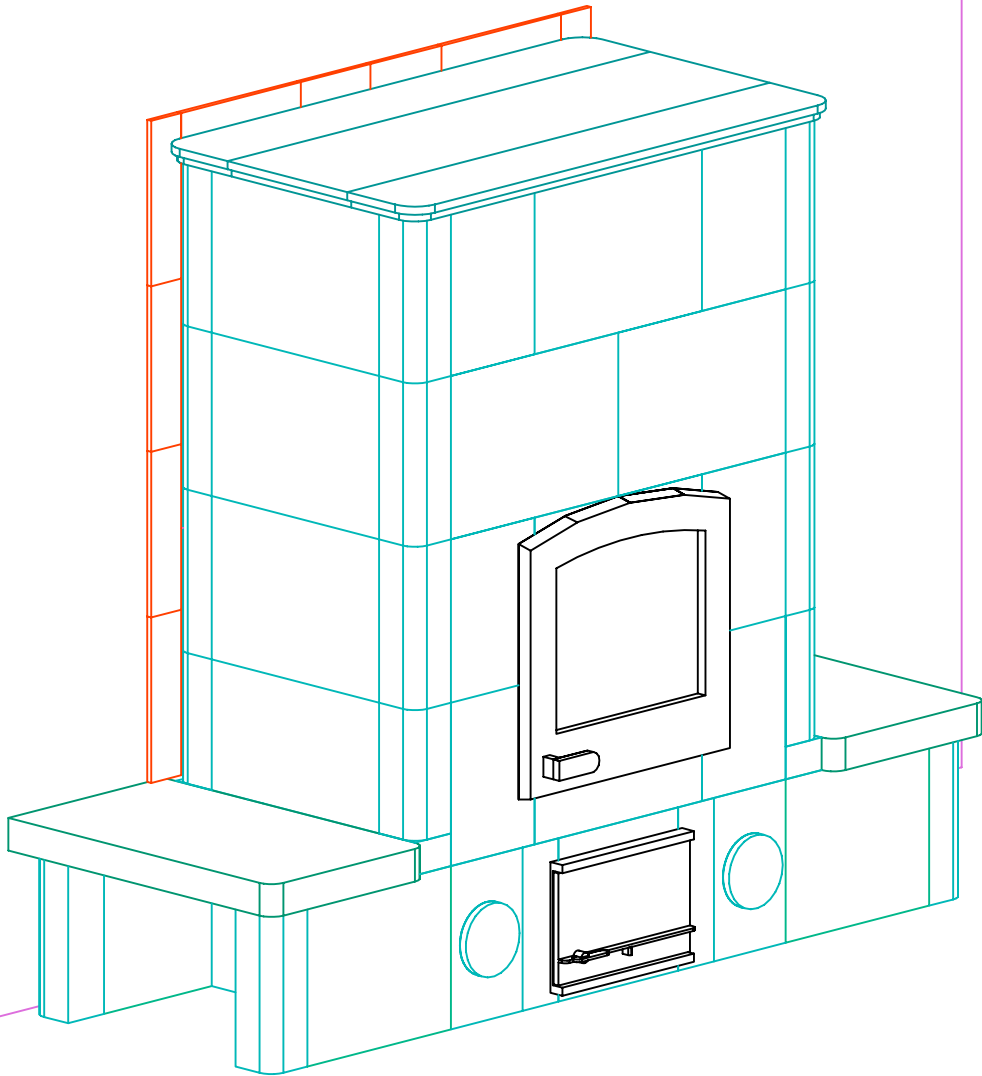


Bench Option

INFORMATION ONLY



Note: Wall Tiles CUT & INSTALLED by others



MID-ATLANTIC MASONRY HEAT
1229 Harris Street Suite 1
Charlottesville, VA 22903
(434)979-9709 Fax 434-979-6416

PROJECT STEPHENS
MODEL TU2200

CONTRACT
DRAWN BY D.P.BYRAM

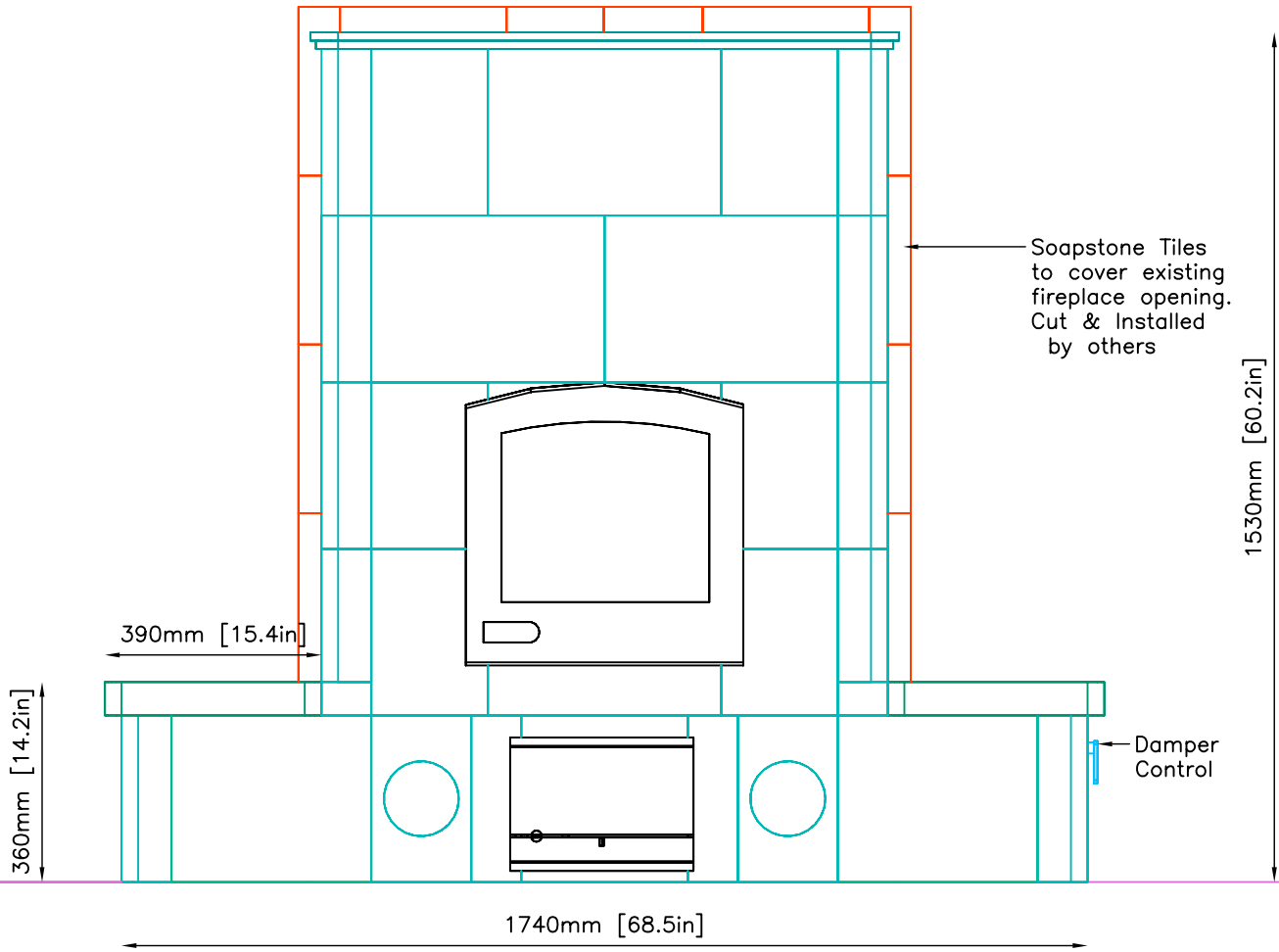
VIEW PERSPECTIVE
DATE 9/18/03

PAGE 1

FRONT VIEW

Bench Option

INFORMATION ONLY



Note: Wall Tiles CUT & INSTALLED by others



MID-ATLANTIC MASONRY HEAT
 1229 Harris Street Suite 1
 Charlottesville, VA 22903
 (434)979-9709 Fax 434-979-6416

PROJECT STEPHENS
 MODEL TU2200

CONTRACT
 DRAWN BY D.P.BYRAM

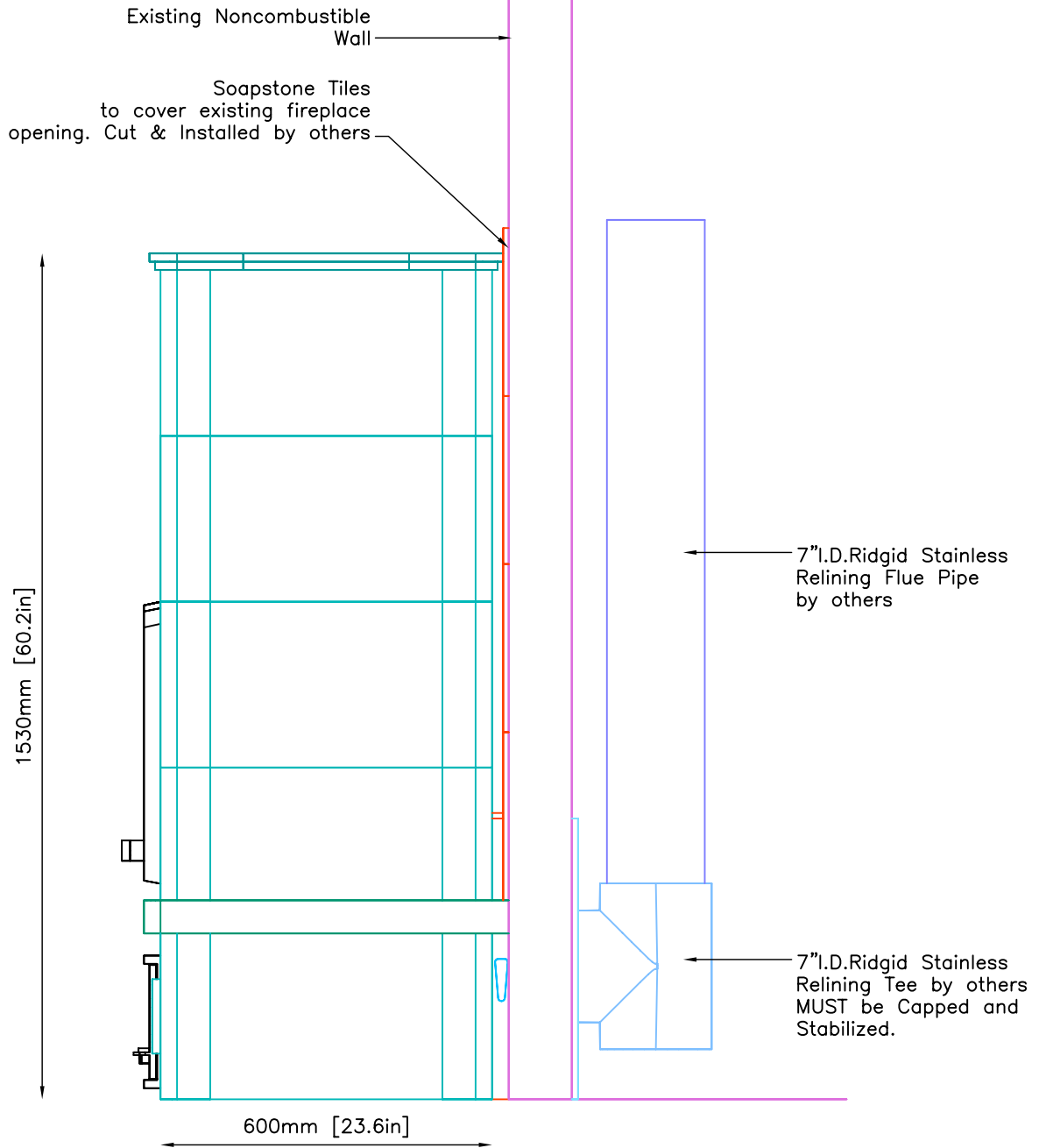
VIEW FRONT
 DATE 9/18/03

PAGE 2

SIDE VIEW

Bench Option

INFORMATION ONLY



Note: Wall Tiles CUT & INSTALLED by others



MID-ATLANTIC MASONRY HEAT
 1229 Harris Street Suite 1
 Charlottesville, VA 22903
 (434)979-9709 Fax 434-979-6416

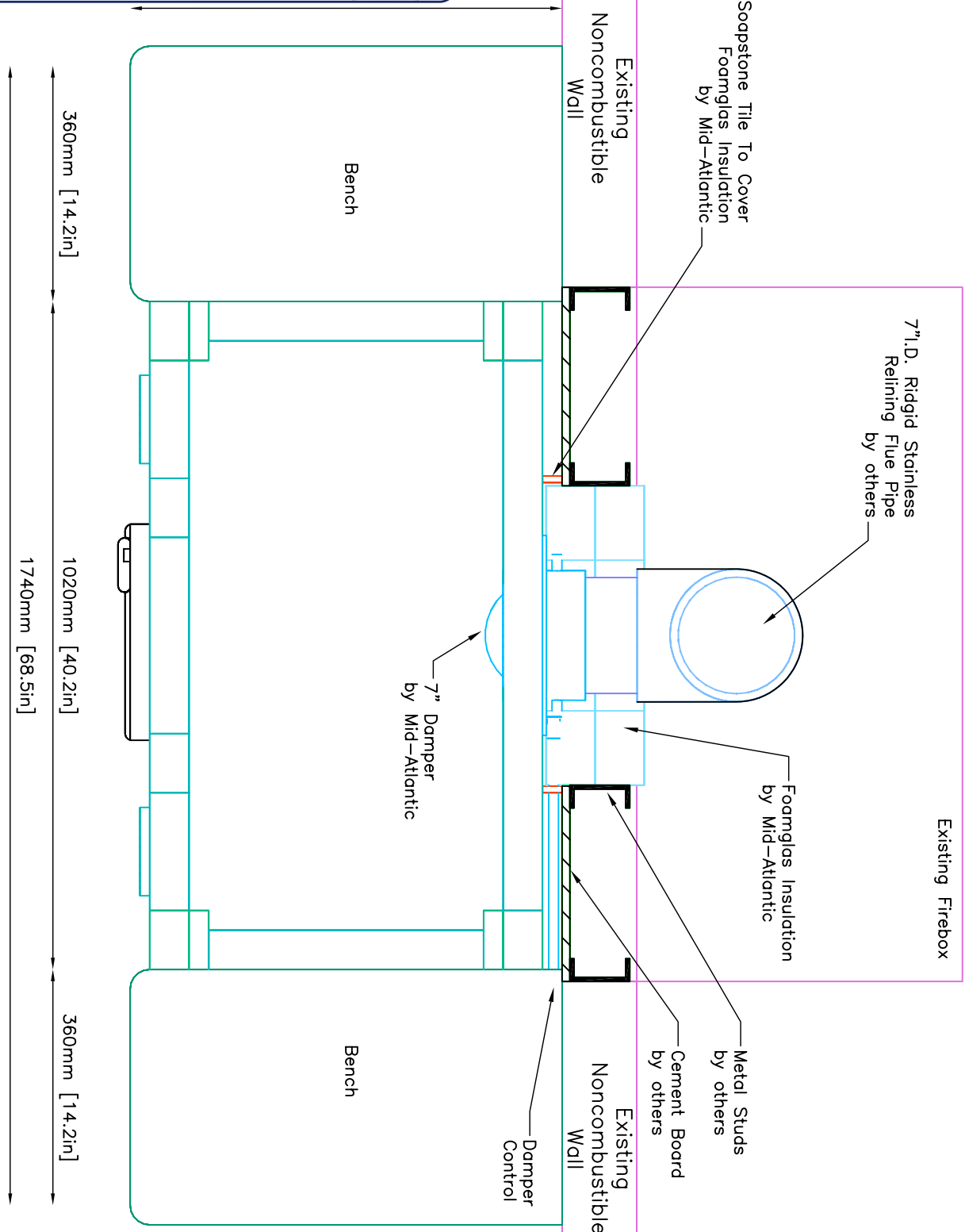
PROJECT STEPHENS
 MODEL TU2200

CONTRACT
 DRAWN BY D.P.BYRAM

VIEW SIDE
 DATE 9/18/03

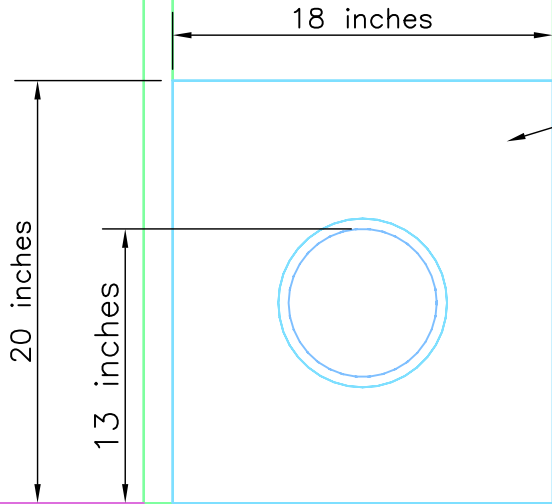
PAGE 3

INFORMATION ONLY



WALL ELEVATION
Bench Option

INFORMATION ONLY



Existing
Noncombustible
Wall

Metal Studs
by others

Foamglas Insulation
by Mid-Atlantic

***CRITICAL DIMENSION: 13"**
from Foundation Slab (which
is LEVEL & FLUSH with
sub-floor) to TOP INSIDE
flue pipe.

Thickness of Finished Floor—Maximum $\frac{3}{4}$ ".
If Finished Floor exceeds $\frac{3}{4}$ " Thickness
Mid-Atlantic MUST be contacted for revised
specifications.

Notes:

- 18"x20" Opening MUST be in Place Prior to Installation.
- UL Listed – Minimum Foamglas Insulation 4" on sides & 6" on top of Flue Pipe.
- Chimney Placement
- *CRITICAL DIMENSION: 13"** from Foundation Slab (which is LEVEL & FLUSH with sub-floor) to TOP INSIDE flue pipe.
- Chimney: 7" I.D. Ridgid Stainless Relining Flue Pipe by others.

Existing Noncombustible Wall

