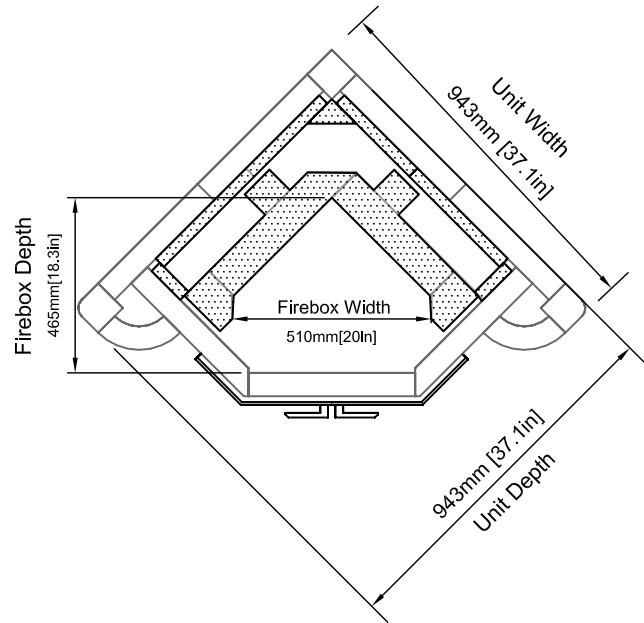
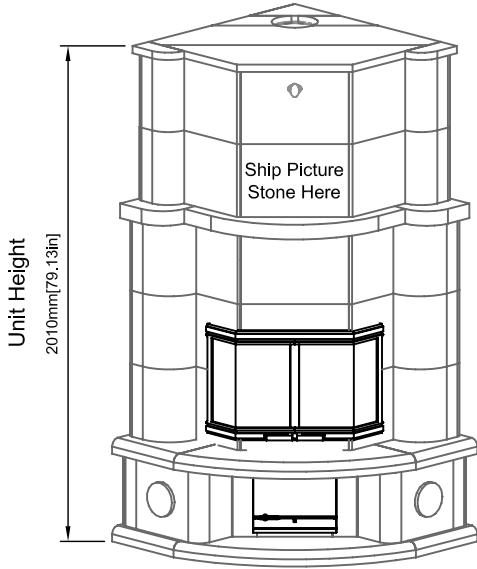


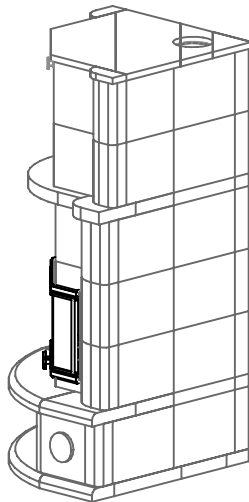
KTU2253 CUSTOM Tulikivi Fireplace:

For prices call 888-544-5442 or email info@VirginiaRadiant.com

Custom Option includes Extra Course, Top Vent Conversion, Soapstone Firebox



Back View



Model: KTU2253

Door Type: Standard-07

Firebox Type: Soapstone

Weight: 6000 lbs

Flue Location: TOP VENT

Flue Size: 7 in round

Recommended minimum chimney height, 18 feet from base of fireplace to the top of the chimney.

Heating Impact Area 1550 sq/ft

Heating impact area listed above is for a northern climate. Heating impact area in a southern climate may increase between 50 to 100 percent. Larger thermal mass masonry heaters usually do not overheat smaller spaces. Rather, functioning like a large heat storage battery, they deliver constant radiant heat (plus/minus 5 degrees) over a longer period of time.

UL Listed Clearances to Combustibles:

From Back: 20 inches

From Sides: 14 inches

From Top: 10 inches

3 inch clearance from back and sides possible with Tulikivi UL Approved Heat Shield. Contact your Tulikivi dealer for site specific heat shield applications.

Minimum Non-Combustible Hearth Extension

16 inches in front of firebox door, 8 inches on both sides of firebox door and 2 inches around the base of the unit.

The hearth extension may use matching soapstone tile or any other non-combustible material. The price above does not include a hearth extension.

Typical extension is 450mm [17.7in] in front of unit and 150mm [5.9in] on the sides.

Support:

Typical support on a non-combustible masonry foundation extending minimum 2 inches beyond the base dimensions of the unit. Support on a combustible surface is possible with Tulikivi UL approved floor protection. Contact your Tulikivi dealer for site specific floor protection applications.



MID-ATLANTIC MASONRY HEAT
Tulikivi Distributor
Price and Specification Sheet

PROJECT CUSTOM DESIGN		VIEW Perspective	PAGE 1
MODEL KTU2253	DRAWN BY D.P.BYRAM	DATE 2/28/07	