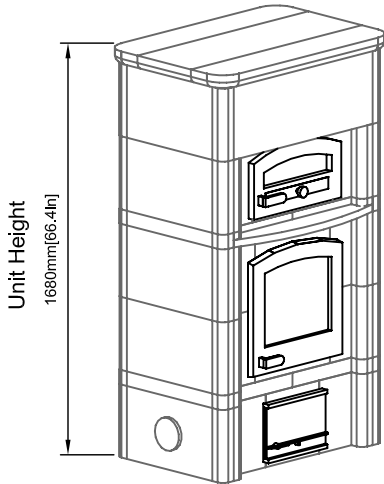
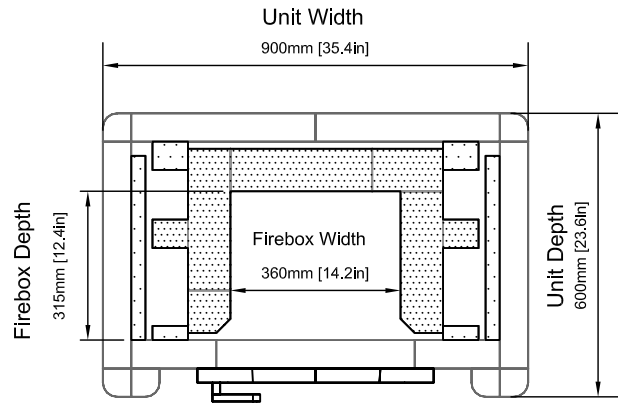


TLU1600/3 Tulikivi Fireplace:

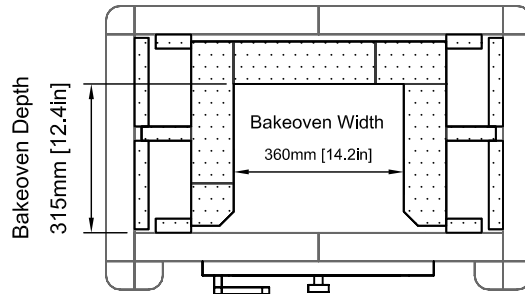
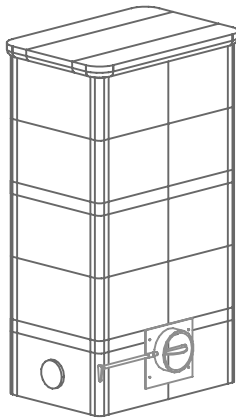
For prices call 888-544-5442 or email info@VirginiaRadiant.com



Unit Height
1680mm [66.4in]



Back View



Model: TLU1600/3 **Door Type:** Standard-02

Firebox Type: Soapstone

Weight: 3790 lbs

Flue Location: Base Vent

Flue Size: 7in round (8x8 or 8x12 square)

Minimum chimney connection height is 300mm [11.8in] from base of fireplace to top inside of chimney connection. Recommended minimum chimney height, 18 feet from base of fireplace to the top of the chimney.

Top vent option is available. Contact your Tulikivi dealer for details.

Heating Impact Area 1000 sq/ft

Heating impact area listed above is for a northern climate. Heating impact area in a southern climate may increase between 50 to 100 percent. Larger thermal mass masonry heaters usually do not overheat smaller spaces. Rather, functioning like a large heat storage battery, they deliver constant radiant heat (plus/minus 5 degrees) over a longer period of time.

UL Listed Clearances to Combustibles:

From Back: 20 inches

From Sides: 14 inches

From Top: 10 inches

3 inch clearance from back and sides possible with Tulikivi UL Approved Heat Shield. Contact your Tulikivi dealer for site specific heat shield applications.

Minimum Non-Combustible Hearth Extension

16 inches in front of firebox door, 8 inches on both sides of firebox door and 2 inches around the base of the unit.

The hearth extension may use matching soapstone tile or any other non-combustible material. The price above does not include a hearth extension.

Typical extension is 450mm [17.7in] in front of unit and 150mm [5.9in] on the sides.

Support:

Typical support on a non-combustible masonry foundation extending minimum 2 inches beyond the base dimensions of the unit. Support on a combustible surface is possible with Tulikivi UL approved floor protection. Contact your Tulikivi dealer for site specific floor protection applications.



MID-ATLANTIC MASONRY HEAT
Tulikivi Distributor
Price and Specification Sheet

PROJECT
Standard Model
MODEL
TLU1600/3

DRAWN BY
D.P.BYRAM

VIEW
Perspective
DATE
7/21/06

PAGE

1